


Soft Landscape Palette Shrubs, Herbaceous, Ferns & Grasses for Sun

LEGEND:

1. *Rosmarinus officinalis* 'Sissinghurst Blue'
2. *Festuca glauca*
3. *Ceanothus burkwoodii*
4. *Phormium* 'Platt's Black'
5. *Geranium* 'Johnson's Blue'
6. *Calamagrostis*
7. *Carex morrowii*
8. *Hydrangea paniculata*
9. *Bergenia cord* 'Bressingham White'
10. *Aquilegia vulgaris* var. *stellata* 'Nora Barlow'
11. *Viburnum davidii*
12. *Perovskia* 'Blue Spire'
13. *Rosa* 'Charles de Mills'
14. *Cornus alba*
15. *Cistus x argenteus* 'Silver Pink'








Soft Landscape Palette Understory Palette - Shady

The Shady Mix planting style in glade areas is inspired by the Devonian woodland floor. Tall canopies of trees contrast with the organised naturalistic understory mixes. This creates a calm public space with seasonality throughout the year. A haven for wildlife and a place to interact with meadow mixed grass lawns.

LEGEND:


1. Anemone x hybrida 'Königin Charlotte'
2. Hosta, Hydrangea with multi-stem shrubs above.
3. Lonicera hedge, Geranium & Betula.
4. Tiarella & Amelanchier
5. Geranium groundcover
6. Betula utilis var jacquemontii & Viola.
7. Buxus sempervivens & Lonicera
8. Hakonachloa macra & Anemone 'Honorine Jobert'
9. Fagus columns, Hakonechloa & Sarcococca



Soft Landscape Palette Shrubs, Herbaceous, Ferns & Grasses for Shade

LEGEND:

1. *Aquilegia vulgaris* 'White Barlow'
2. *Euphorbia* var *amgy*' *robbiae*
3. *Sarcococca hookeriana*
4. *Liriope* 'Monroe White'
5. *Pinus sylvestris nana* & *Carex remota*
6. *Viburnum davidii*
7. *Tiarella* 'Spring Symphony'
8. *Geranium phaeum*
9. *Bergenia* 'Bressingham White'
10. *Luzula nivea*
11. *Hebe rakaiensis*
12. *Alchemilla mollis*
13. *Astrantia* 'Ruby Wedding' & *Dryopteris*
14. *Carex* 'Ice Dance' & *Liriope*
15. *Polystichium setiferum* & *Tiareella*





Soft Landscape Palette Podium & Roof Palette

The podiums provide important amenity space to residents throughout the year and it is important that planting provides interest and softens the space year round.

The best chance of success to planting will be ensured by providing suitable growing conditions which on the podiums includes adequate depth of high quality topsoil and subsoil, which is achieved using raised planters, and suitable drainage and irrigation.

LEGEND

1. Pennisetum 'Hamleyn', Rudbeckia & Miscanthus sinensis 'Kleine Silberspinne'
2. Pinus sylvestris nana & Festuca.
3. Stachys byzantina, Perovskia & Salvia.
4. Rain garden.
5. Wildlife nesting sites.
6. Ophiopogon nigrescens
7. Gravel garden: Stipa gigantea, Salvia & Erygium
8. Festuca gluaca
9. Hemerocalis liosphodelus 'Sunny Bright'




Soft Palette

Shrubs, Grasses, Herbaceous & Shrubs

LEGEND

1. *Euonymus alatus*
2. *Carex 'Ice Dance'*
3. *Molinia 'Edith Dudszus'*
4. *Phlomis tuberosa 'Amazone'*
5. *Allium sphacehalon*
6. *Festuca glauca 'Elija BLue'*
7. *Pittosporum tenuifolium 'Tom Thumb'*
8. *Anemanthele lessoniana*
9. *Geranium macrorrhizum*
10. *Stipa tenuissima / Nassella tenuissima*
11. *Rosmarinus officinalis 'Prostratus'*
12. *Eryngium giganteum*
13. *Deschampsia cespitosa*
14. *Aquilegia vulgaris 'Ruby Port'*
15. *Stachys byzantina 'Silver Carpet'*



Hard Landscape Materials Strategy

The landscape materiality will be informed by the setting and industrial history of the site with materials selected to complement the stone and brick present within the architecture.

Appropriate materials would be stone, metal and aged style timber and forms would be simple and utilitarian lending the landscape an industrial quality.

LEGEND

- Reconstituted Stone Paving
- Porphyry Sett Banding
- Clay Pavers - Thresholds
- Slab Paving - Communal Areas
- Resin Bound Gravel
- Composite Decking - Upper Floors

Hard Landscape Strategy Diagram



Hard Landscape Materials

The Concept Diagram opposite illustrates a spatial composition for the amenity spaces within the proposals that can begin to realise the opportunities as presented by the site.

The key structuring elements are as follows:

Hard Landscape Surfacing:

1. Block Paving - Mix Colour 1
2. Block Paving - Mix Colour 2
3. Block Paving - Mix Colour 3
4. Porphyry Stone Setts
5. Clay Pavers - Thresholds
6. Resin Bound Gravel
7. Slab Paving
8. Pedestrian Tarmac
9. Play Surfacing
10. Corten Paving Inlay (Part of Art Strategy)
11. Kerb Edging
12. Metal Edging

