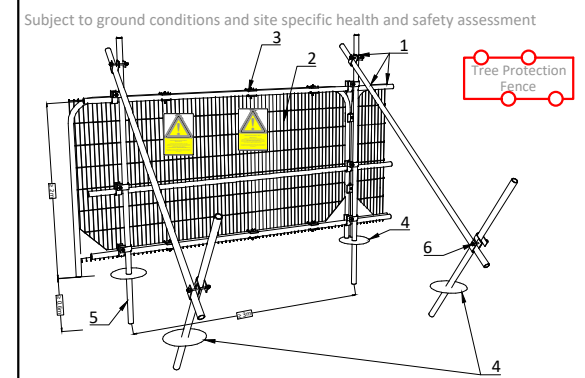


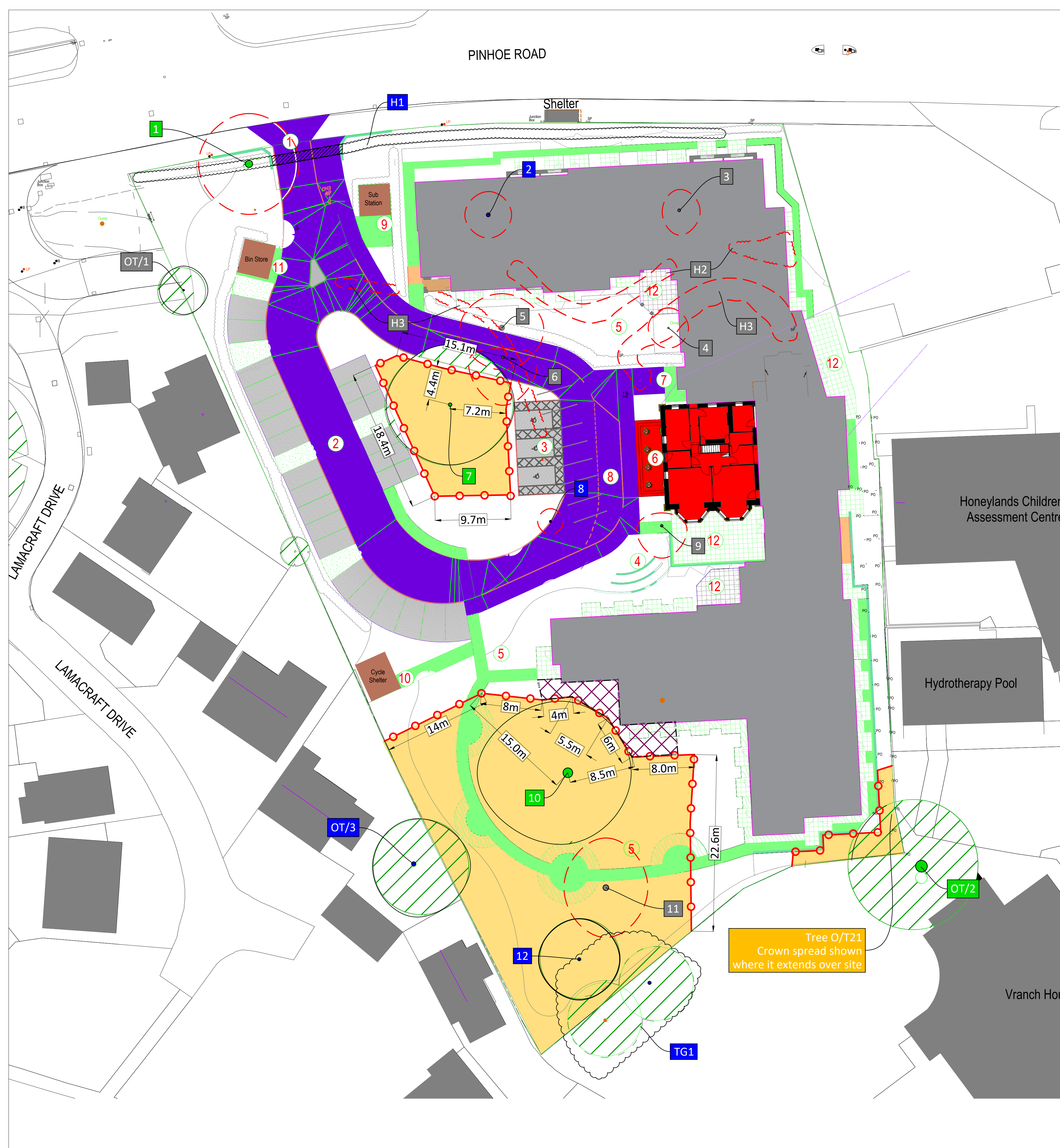
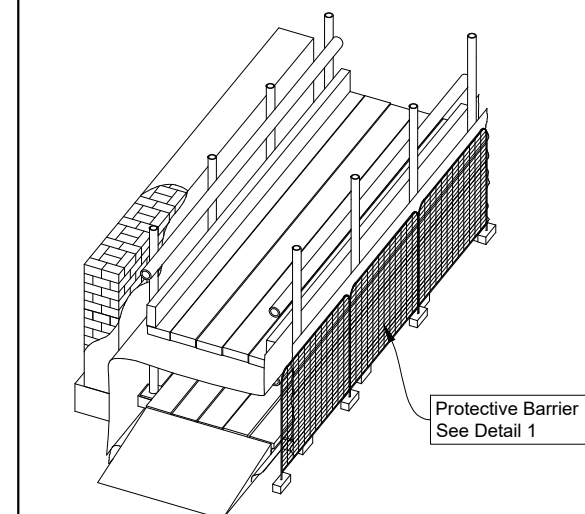


**TREE PROTECTION AREA
KEEP OUT!**
(TOWN & COUNTRY PLANNING ACT 1990)
TREES ENCLOSED BY THIS FENCE ARE PROTECTED
PLANNING CONDITIONS AND/OR ARE SUBJECTS OF A
TREE PRESERVATION ORDER.
CONTRAVENTION OF A TREE PRESERVATION ORDER
MAY LEAD TO CRIMINAL PROSECUTION.
INCURSION INTO THE PROTECTED AREA MUST BE WITH
THE WRITTEN PERMISSION OF THE LOCAL PLANNING
AUTHORITY.

DETAIL 1:
Specification For Protective Barrier (Default - BS 5837)
Subject to ground conditions and site specific health and safety assessment



DETAIL 2:
Ground Level Protection With Tree
Protective Barrier
Provide As Plan For Whole Extent of Area Within The RPA



KEY

BS 5837:2012 Tree Category

A

B

C

U

TAG

Tree / Group Reference (by category)

Individual tree (by category)

Tree group/hedge (by category)

Root protection area - RPA (BS5837)

TREE PROTECTION PLAN - DETAILS

Tree / Hedge Removal

Tree to be removed

Section of hedge to be removed for access

Arboricultural Method Statement/s

All AMS areas are to be worked in strict accordance to detailed arboricultural method statements.

Special protection area - ground protection in RPA

AMS: a detailed Arboricultural Method Statement to be agreed with the LPA prior to commencement of development

Construction Exclusion Zone/s

Construction Exclusion Zone - CEZ

All operations inside of Tree Protective Fencing are to be supervised by an appointed Arboriculturist.

Tree protective barrier/s

Tree protective fence / barrier (See Detail 1)

Documents/plans supplied by client for use in this drawing:
Topo Survey: 1748
Fixed Layout: 9588-SK02

Accompanying documents which must be read in conjunction with this drawing:
05367 Tree Survey 23.1.20
05367 AIA 22.2.22

Notes

- All dimensions are in metres, unless otherwise stated.
- The original of this drawing was produced in colour, a monochrome version should therefore not be relied upon.

Client: Brackley Investments Ltd

Project: Honeylands Hospital

Title: Tree Protection Plan

Date: 22/2/22

Sheet: 1 of 1

Scale: 1/250 @ A1

Drawn: DS

Checked: DS

Dwg Ref: 05367 TPP Rev A 22.2.22

ASPECT

TREE CONSULTANCY

Aspect Tree Consultancy Ltd.
Unit F, Kach Business Park
Pottery Road
Bovey Tracey TQ13 9TZ

Tel: 01364 644822
www.fresh-aspect.com