

APPENDICES

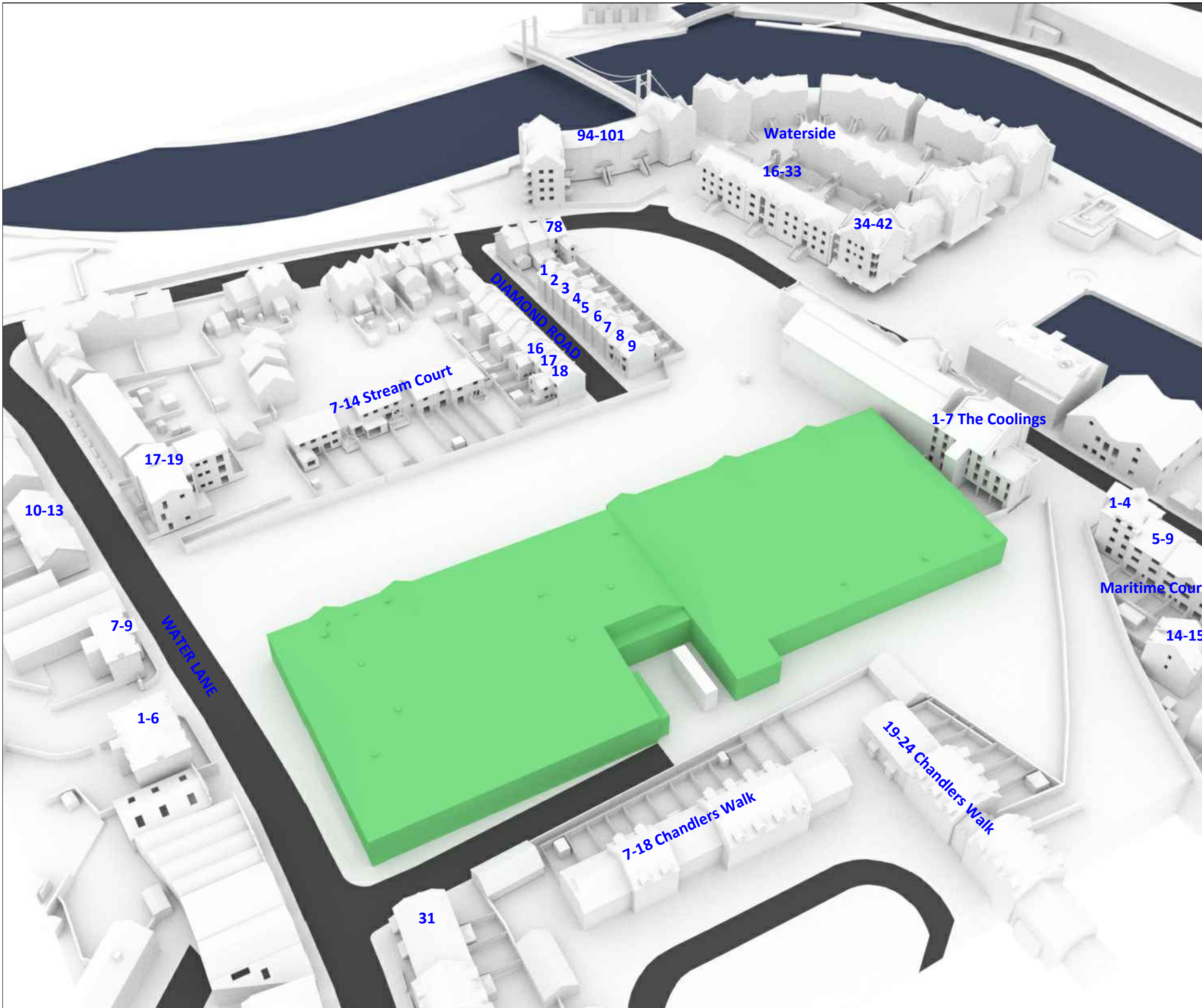
- A. 3D Perspective Views with Neighbouring Context**
(existing and proposed) and associated Window / Room
Reference Plans

- B. Neighbouring Analysis:**
Table 1 - VSC and Sunlight for surrounding buildings
Table 2 - Daylight Distribution for surrounding buildings
2h Sun on the ground amenity test.

- C. Proposal Self-test Analysis:**
Table 3 – Self-test Daylight
Table 4 – Self-test Sunlight
Room / Window Reference Plans
2h Sun on the ground amenity self-test


Appendix A

3D Perspective Views with Neighbouring Context (existing and proposed) and associated Window / Room Reference Plans



REV.	NOTES	DWN	DATE

Notes:



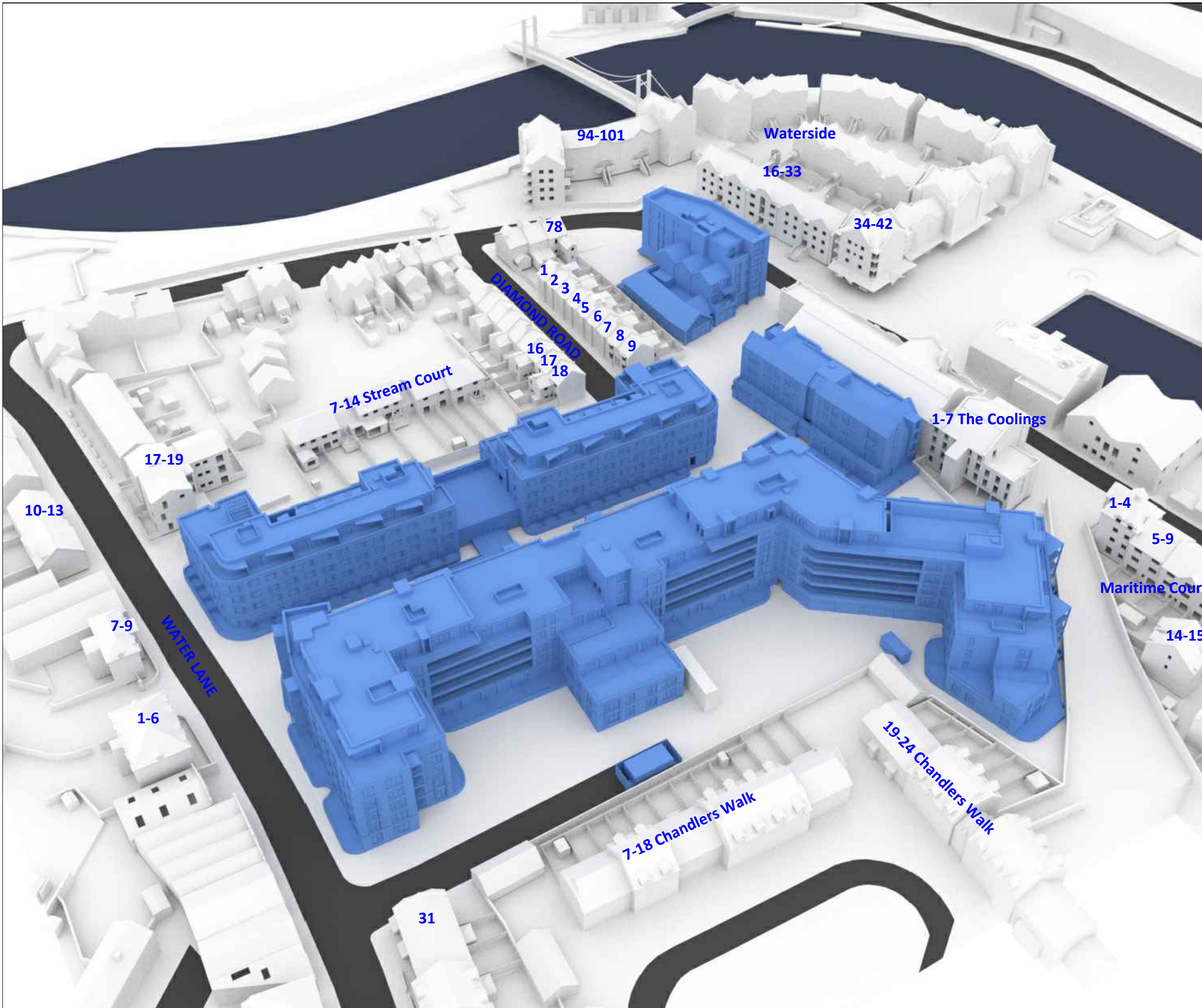
DRAWN	-	
CHECKED	-	

SCALE
NTS (A3 Sheet)

Haven Road, Exeter EX2

Existing 3d View

Job No	Rev	Drawing Number
2053/J	-	100
Date: 15.02.2023		



94-101

Waterside

16-33

78

34-42

1 2 3 4 5 6 7 8 9
16 17 18

7-14 Stream Court

1-7 The Coolings

17-19

1-4

10-13

5-9

Maritime Court

7-9

14-15

1-6

WATER LANE


19-24 Chandler's Walk

7-18 Chandler's Walk

31

REV.	NOTES	DWN	DATE

Notes:



DRAWN	-	
CHECKED	-	


SCALE	
NTS (A3 Sheet)	

Haven Road, Exeter EX2

Proposed 3d View

Job No	Rev	Drawing Number
2053/J	-	101
Date: 15.02.2023		

1-6 Greenford Villas



REV	NOTES	OWN	DATE

Notes

schroedersbegg
CHARTERED BUILDING SURVEYORS
CORPORATE SURVEY SERVICES
106, Station Hill, 4th, Colchester Street, London SE11 5AH
T: 020 7592 888 E: info@schroedersbegg.co.uk W: www.schroedersbegg.co.uk

DRAWN	-
CHECKED	-

SCALE
NTS (A3 Sheet)


Haven Road, Exeter EX2

Neighbouring Window Reference
1-6 Greenford Villas Water Lane EX2 8EU

Job No	Rev	Drawing Number
2052/J	-	200

Date : 04.08.2022

7-9 Greenford Villas



REV	NOTES	DWN	DATE

Notes

schröders **begg**
CHARTERED BUILDING SURVEYORS
INCORPORATED IN THE UNITED KINGDOM
100, 102, 104, 106, 108, 110, 112, 114, 116, 118, 120, 122, 124, 126, 128, 130, 132, 134, 136, 138, 140, 142, 144, 146, 148, 150, 152, 154, 156, 158, 160, 162, 164, 166, 168, 170, 172, 174, 176, 178, 180, 182, 184, 186, 188, 190, 192, 194, 196, 198, 200, 202, 204, 206, 208, 210, 212, 214, 216, 218, 220, 222, 224, 226, 228, 230, 232, 234, 236, 238, 240, 242, 244, 246, 248, 250, 252, 254, 256, 258, 260, 262, 264, 266, 268, 270, 272, 274, 276, 278, 280, 282, 284, 286, 288, 290, 292, 294, 296, 298, 300, 302, 304, 306, 308, 310, 312, 314, 316, 318, 320, 322, 324, 326, 328, 330, 332, 334, 336, 338, 340, 342, 344, 346, 348, 350, 352, 354, 356, 358, 360, 362, 364, 366, 368, 370, 372, 374, 376, 378, 380, 382, 384, 386, 388, 390, 392, 394, 396, 398, 400, 402, 404, 406, 408, 410, 412, 414, 416, 418, 420, 422, 424, 426, 428, 430, 432, 434, 436, 438, 440, 442, 444, 446, 448, 450, 452, 454, 456, 458, 460, 462, 464, 466, 468, 470, 472, 474, 476, 478, 480, 482, 484, 486, 488, 490, 492, 494, 496, 498, 500, 502, 504, 506, 508, 510, 512, 514, 516, 518, 520, 522, 524, 526, 528, 530, 532, 534, 536, 538, 540, 542, 544, 546, 548, 550, 552, 554, 556, 558, 560, 562, 564, 566, 568, 570, 572, 574, 576, 578, 580, 582, 584, 586, 588, 590, 592, 594, 596, 598, 600, 602, 604, 606, 608, 610, 612, 614, 616, 618, 620, 622, 624, 626, 628, 630, 632, 634, 636, 638, 640, 642, 644, 646, 648, 650, 652, 654, 656, 658, 660, 662, 664, 666, 668, 670, 672, 674, 676, 678, 680, 682, 684, 686, 688, 690, 692, 694, 696, 698, 700, 702, 704, 706, 708, 710, 712, 714, 716, 718, 720, 722, 724, 726, 728, 730, 732, 734, 736, 738, 740, 742, 744, 746, 748, 750, 752, 754, 756, 758, 760, 762, 764, 766, 768, 770, 772, 774, 776, 778, 780, 782, 784, 786, 788, 790, 792, 794, 796, 798, 800, 802, 804, 806, 808, 810, 812, 814, 816, 818, 820, 822, 824, 826, 828, 830, 832, 834, 836, 838, 840, 842, 844, 846, 848, 850, 852, 854, 856, 858, 860, 862, 864, 866, 868, 870, 872, 874, 876, 878, 880, 882, 884, 886, 888, 890, 892, 894, 896, 898, 900, 902, 904, 906, 908, 910, 912, 914, 916, 918, 920, 922, 924, 926, 928, 930, 932, 934, 936, 938, 940, 942, 944, 946, 948, 950, 952, 954, 956, 958, 960, 962, 964, 966, 968, 970, 972, 974, 976, 978, 980, 982, 984, 986, 988, 990, 992, 994, 996, 998, 1000


DRAWN	-
CHECKED	-
SCALE	
NTS (A3 Sheet)	

Haven Road, Exeter EX2

Neighbouring Window Reference
7-9 Greenford Villas Water Lane EX2 8EU

Job No	Rev	Drawing Number
2052U	-	201

Date : 04.08.2022



REV.	NOTES	OWN	DATE

Notes

DRAWN	-	SCALE	
CHECKED	-		


NTS (A3 Sheet)

Haven Road, Exeter EX2

Neighbouring Window Reference
The Coolings 1-7 Haven Road EX2 8AX
View 1

Job No	Rev	Drawing Number
2052/J	-	202

Date : 04.08.2022



REV.	NOTES	OWN	DATE


Notes

DRAWN	-	SCALE	NTS (A3 Sheet)
CHECKED	-	Haven Road, Exeter EX2	

Haven Road, Exeter EX2

Neighbouring Window Reference
The Coolings 1-7 Haven Road EX2 8AX
View 2

Job No	Rev	Drawing Number
2052/J	-	203
Date	04.08.2022	



REV.	NOTES	DWN.	DATE

Notes

schroedersbegg
CHARTERED BUILDING SURVEYORS
CORPORATE SURVEY SERVICES
100, STATION ROAD, LONDON SE17 7JH
TEL: 020 7582 8881 | EMAIL: info@schroedersbegg.co.uk | WWW.SCHROEDERSBEGG.CO.UK

DRAWN	-
CHECKED	-

SCALE
NTS (A3 Sheet)

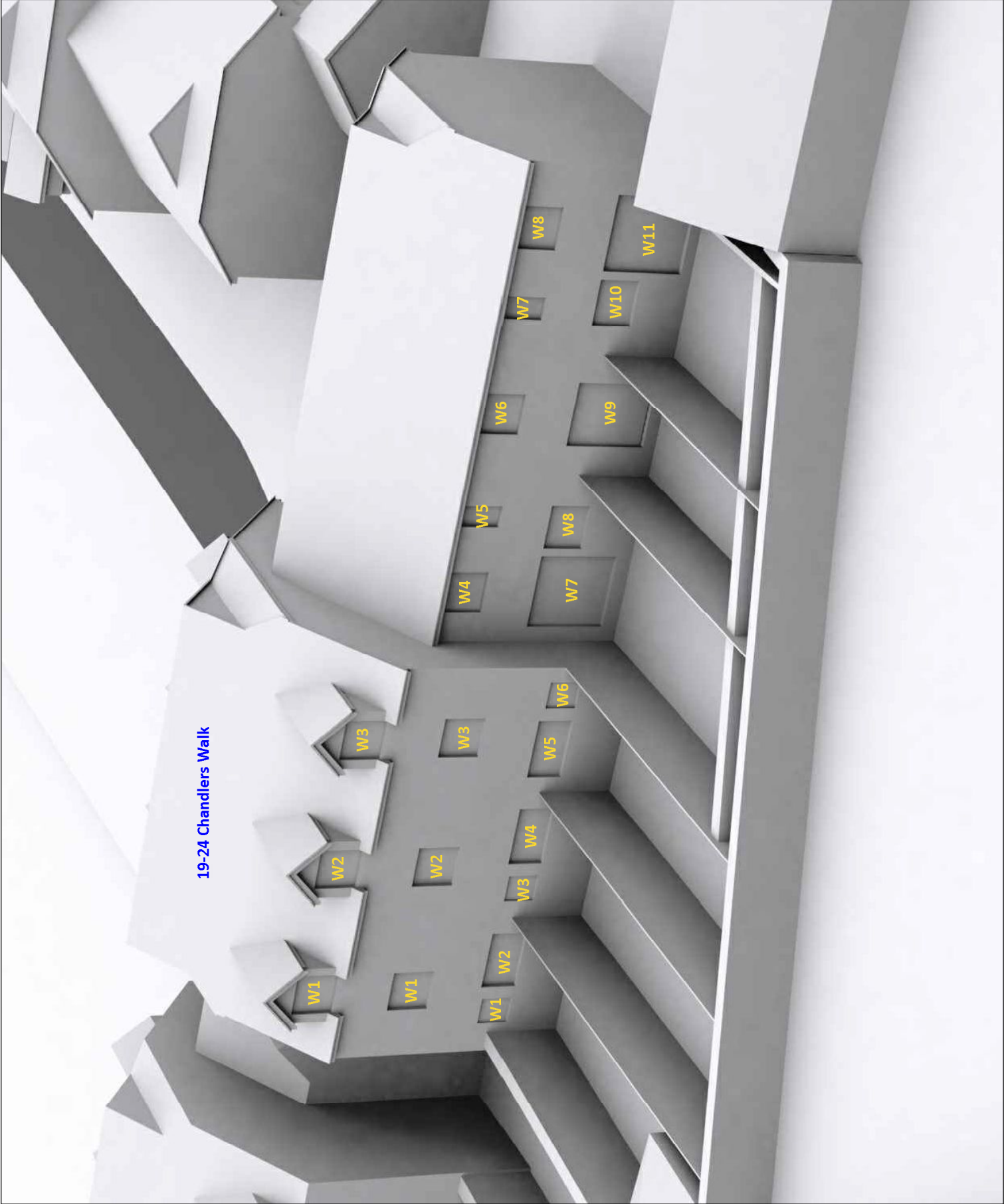
Haven Road, Exeter EX2

Neighbouring Window Reference
The Coolings 1-7 Haven Road EX2 8AX
View 3

Job No	Rev	Drawing Number
2052/J	-	204

Date : 04.08.2022

19-24 Chandlers Walk



REV.	NOTES	OWN	DATE

Notes

schroedersbegg
CHARTERED BUILDING SURVEYORS
CORPORATE BUILDING SERVICES
198, Station Way, Clifton Street, London SE11 5JH
020 7592 888 | E: info@schroedersbegg.co.uk | W: www.schroedersbegg.co.uk


DRAWN	-	SCALE	
CHECKED	-	NTS (A3 Sheet)	

Haven Road, Exeter EX2

Neighbouring Window Reference
19-24 Chandlers Walk EX2 8BA

Job No	Rev	Drawing Number
2053U	-	205

Date : 04.08.2022



REV.	NOTES	OWN	DATE

Notes

DRAWN	-
CHECKED	-

SCALE
NTS (A3 Sheet)

Haven Road, Exeter EX2

Neighbouring Window Reference
7-18 Chandlers Walk EX2 8GA

Job No	Rev	Drawing Number
2052/J	-	206

Date : 04.08.2022

REV.	NOTES	OWN	DATE

Notes

Notes




DRAWN	-	SCALE
CHECKED	-	NTS (A3 Sheet)


Haven Road, Exeter EX2

Neighbouring Window Reference
1-4 & 5-9 Maritime Court Haven Road EX2 8GP

Job No	Rev	Drawing Number
2053U	-	207
Date	04.08.2022	



14-15 Maritime Court



REV.	NOTES	DWN.	DATE

Notes

schroedersbegg
CHARTERED BUILDING SURVEYORS
CORPORATE BUILDING SERVICES
108, Station Way, 4th, Colchester Street, London SE11 5AH
T: 020 7552 888 E: info@schroedersbegg.co.uk W: www.schroedersbegg.co.uk

DRAWN	-
CHECKED	-

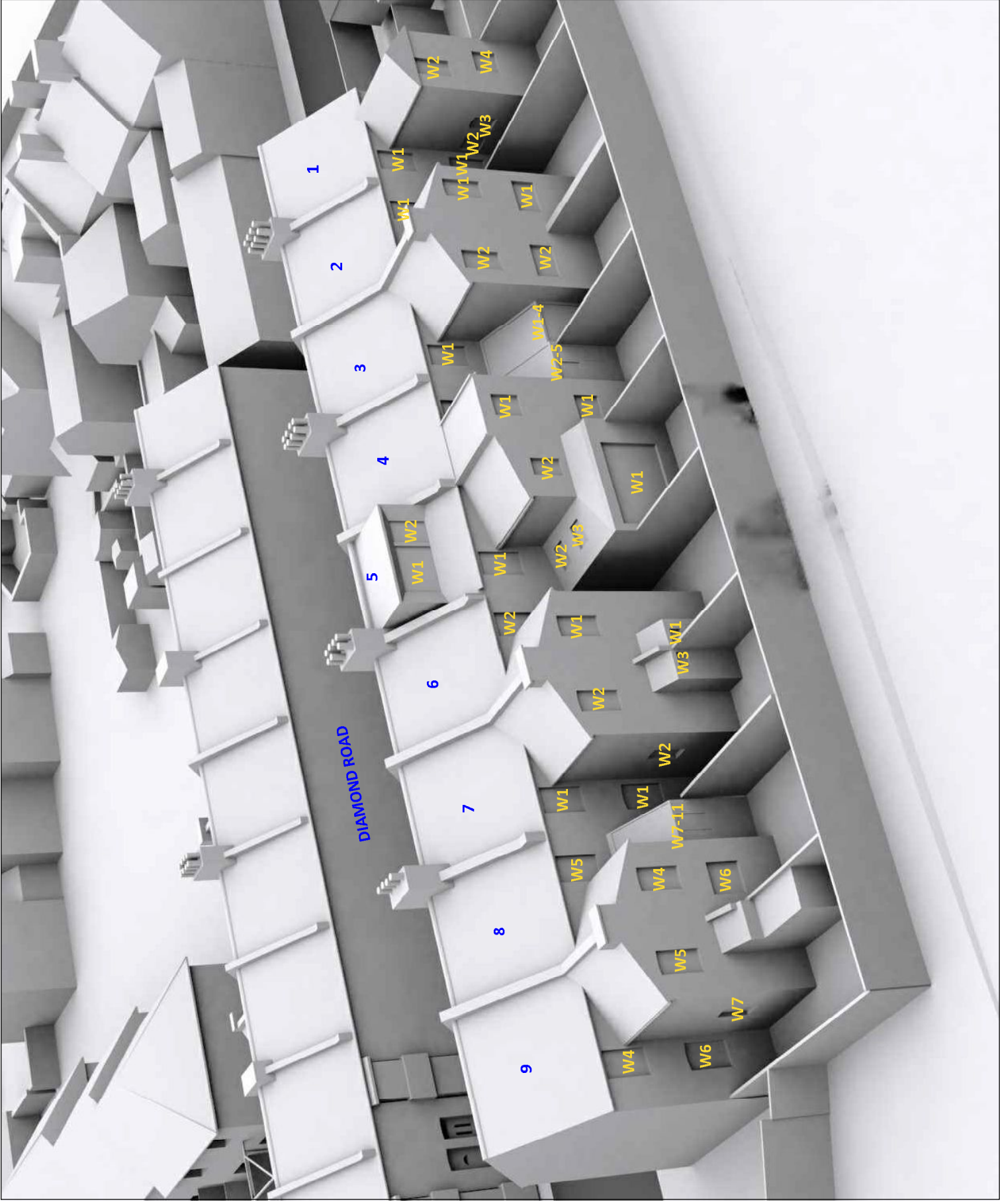
SCALE
NTS (A3 Sheet)

Haven Road, Exeter EX2

Neighbouring Window Reference
14-15 Maritime Court Haven Road EX2 8GP

Job No	Rev	Drawing Number
2052U	-	208

Date : 04.08.2022



REV.	NOTES	DWN	DATE

Notes

DRAWN	-
CHECKED	-

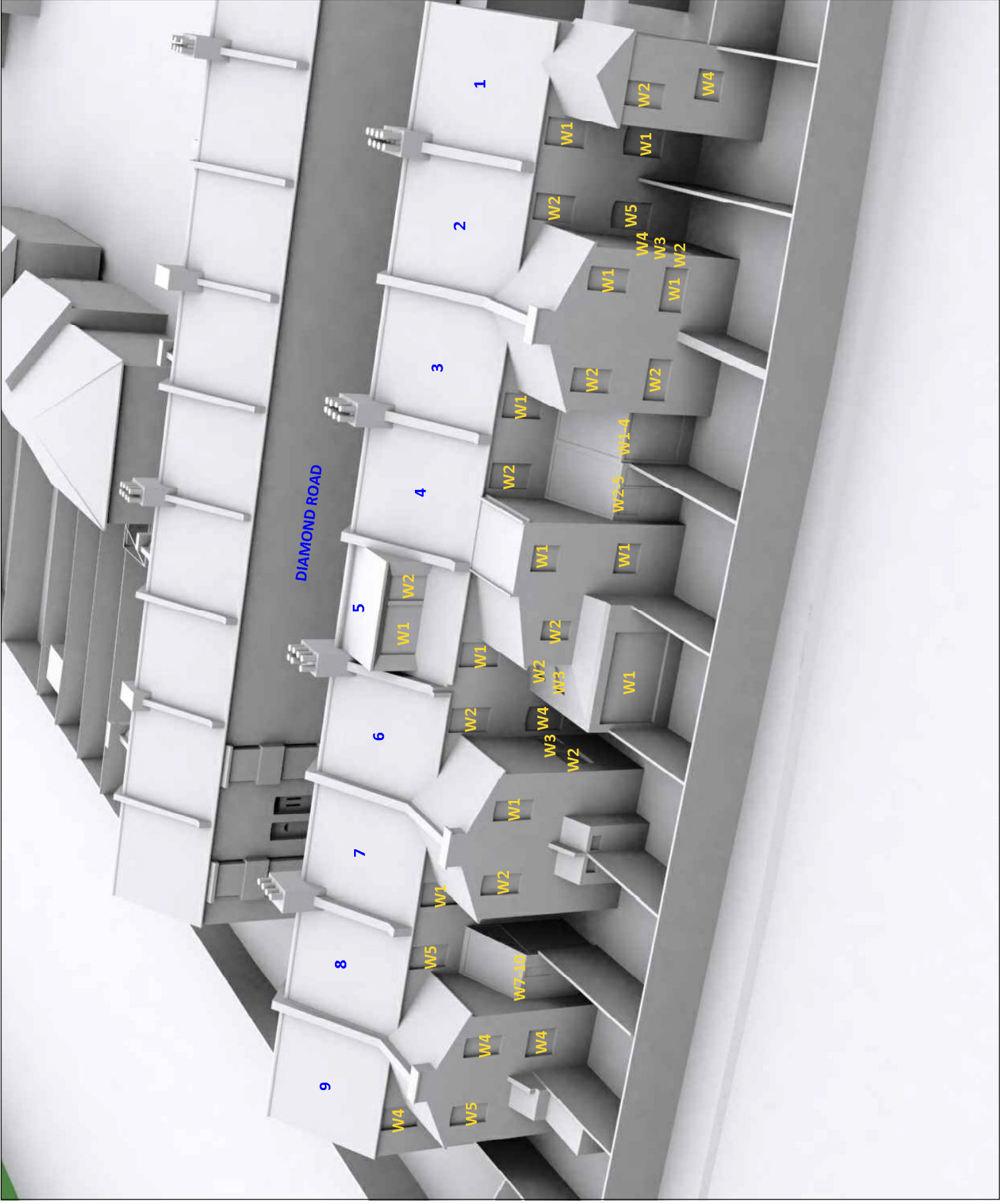
SCALE
NTS (A3 Sheet)

Haven Road, Exeter EX2

Neighbouring Window Reference
1-9 Diamond Road, Exeter EX2 8DN
View 1

Job No	Rev	Drawing Number
2052/J	-	209

Date : 04.08.2022



REV	NOTES	OWN	DATE

Notes



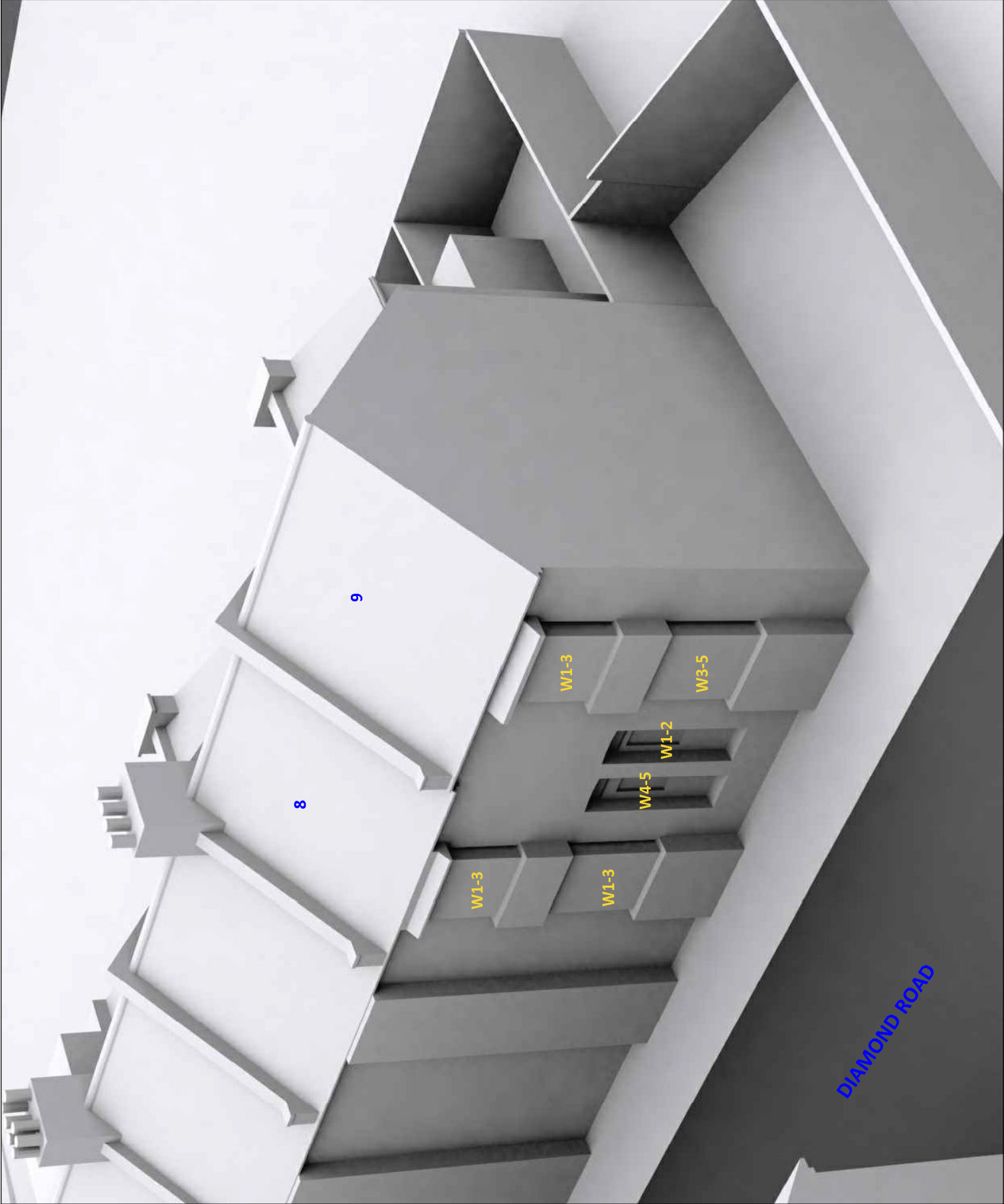
DRAWN	-	SCALE	
CHECKED	-	NTS (A3 Sheet)	

Haven Road, Exeter EX2

Neighbouring Window Reference
1-9 Diamond Road, Exeter EX2 8DN
View 2

Job No	Rev	Drawing Number
2053/J	-	210

Date : 04.08.2022



REV.	NOTES	OWN	DATE

Notes



 CHARTERED BUILDING SURVEYORS

 105, Station Hill, Clifton Street, London SE11 5AH

 T: 020 7552 888 E: info@schroedersbegg.com www.schroedersbegg.com

DRAWN	-
CHECKED	-

SCALE

NTS (A3 Sheet)

Haven Road, Exeter EX2


Neighbouring Window Reference

1-2 Diamond Road, Exeter EX2 8DN

View 3

Job No	Rev	Drawing Number
2053U	-	211

Date : 04.08.2022



REV.	NOTES	OWN	DATE


Notes

schroedersbegg
CHARTERED BUILDING SURVEYORS
LICENSED SURVEYING SERVICES
158, Station Approach, Lymington, Hampshire, SO41 3JH
Tel: 01329 556 888 | Email: info@schroedersbegg.co.uk | www.schroedersbegg.co.uk

DRAWN	-	SCALE	
CHECKED	-	NTS (A3 Sheet)	

Haven Road, Exeter EX2
Neighbouring Window Reference
16, 17 & 18 Diamond Road, Exeter EX2 8DN

Job No	Rev	Drawing Number
2053U	-	212
Date	04.08.2022	



REV.	NOTES	DWN.	DATE

Notes

schroeders **begg**
CHARTERED BUILDING SURVEYORS
CORPORATE SURVEY SERVICES
16, 17 & 18 Diamond Road, Exeter EX2 8DN
T: 01392 252 888 E: info@schroedersbegg.co.uk | www.schroedersbegg.co.uk

DRAWN	-
CHECKED	-


SCALE
NTS (A3 Sheet)

Haven Road, Exeter EX2

Neighbouring Window Reference
16, 17 & 18 Diamond Road, Exeter EX2 8DN

Job No	Rev	Drawing Number
2053/J	-	213

Date : 04.08.2022



78

REV.	NOTES	OWN	DATE

Notes

DRAWN	-
CHECKED	-

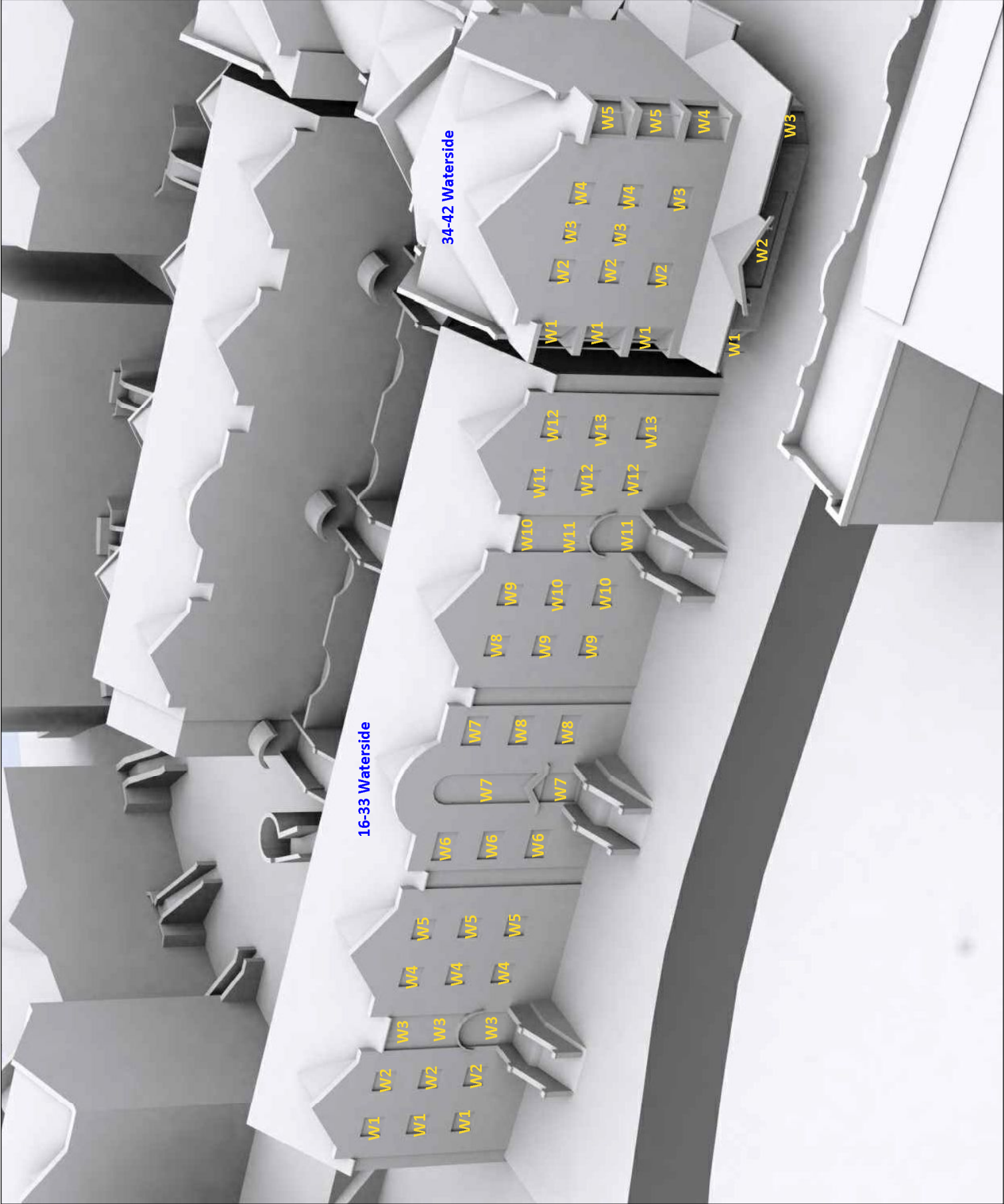
SCALE
NTS (A3 Sheet)

Haven Road, Exeter EX2

Neighbouring Window Reference
78 Haven Road, Exeter EX2 8DP

Job No	Rev	Drawing Number
2052/J	-	214

Date : 04.08.2022



REV.	NOTES	OWN	DATE

Notes



 Incorporates former practices
 of S. Shales, W. H. Culham Street, London SE11 5AH
 020 7556 888 E: info@schroedersbegg.co.uk W: www.schroedersbegg.co.uk

DRAWN	-
CHECKED	-

SCALE
NTS (A3 Sheet)


Haven Road, Exeter EX2

Neighbouring Window Reference
16-33 and 34-42 Waterside, Exeter EX2 8GY

Job No	Rev	Drawing Number
2055U	-	215

Date : 04.08.2022

94-101 Waterside



REV.	NOTES	OWN	DATE

Notes

schroedersbegg
CHARTERED BUILDING SURVEYORS
CORPORATE BUILDING SERVICES
100, Station Hill, Colchester, Essex, CO1 1JH
Tel: 0206 255 888 E: info@schroedersbegg.co.uk

DRAWN	-
CHECKED	-

SCALE
NTS (A3 Sheet)

Haven Road, Exeter EX2

Neighbouring Window Reference
94-101 Waterside, Exeter EX2 8GY

Job No	Rev	Drawing Number
2053U	-	216
Date : 04.08.2022		

17-19 Water Lane

W3

W3

W3

W4

W4

W5

W4

W6

W6

W7

W7

W5

W8

W8

W6

W9

W9

W7

W10

W10

W8

W11


W11


W9

W12

W12

W10

	
<small> LICENSED BUILDING SURVEYORS 106, Station Hill, Oakham Street, Luton, LU1 3BH 01582 556 888 E: info@schroedersbegg.co.uk W: www.schroedersbegg.co.uk </small>	
DRAWN	-
CHECKED	-
SCALE	
NTS (A3 Sheet)	
Haven Road, Exeter EX2	
Neighbouring Window Reference	
17-19 Water Lane, Exeter EX2 8BY	
View 1	
Job No	Rev
2053U	-
Drawing Number	
217	
Date : 04.08.2022	



REV.	NOTES	OWN	DATE

Notes

schroeders bego
CHARTERED BUILDING SURVEYORS
License status: suspended
178, Station, Mill Hill, Colchester Street, London SE11 5AH
Tel: 020 7552 888 E: info@schroedersbego.co.uk, www.schroedersbego.co.uk

DRAWN	-
CHECKED	-

SCALE
NTS (A3 Sheet)

Haven Road, Exeter EX2

Neighbouring Window Reference
17-19 Water Lane, Exeter EX2 8BY
View 2

Job No	Rev	Drawing Number
2053U	-	218

Date : 04.08.2022

10 - 13 Water Lane



REV.	NOTES	OWN	DATE

Notes

schroedersbegg
CHARTERED BUILDING SURVEYORS
CORPORATE BUILDING SERVICES
100, Station Hill, Clifton, Bristol, BS2 9LJ
T: 0117 933 888 E: info@schroedersbegg.co.uk www.schroedersbegg.co.uk

DRAWN	-
CHECKED	-

SCALE
NTS (A3 Sheet)

Haven Road, Exeter EX2

Neighbouring Window Reference
10-13 Water Lane, Exeter EX2 8EU

Job No	Rev	Drawing Number
2053/J	-	219

Date : 04.08.2022

31 Water Lane

W1

W2

W2

W1

W3

REV	NOTES	DWN	DATE

Notes



DRAWN	-
CHECKED	-

SCALE	
NTS (A3 Sheet)	

Haven Road, Exeter EX2	
------------------------	--

Neighbouring Window Reference
31 Water Lane, Exeter EX2 8BY

Job No	Rev	Drawing Number
2052/J	-	220

Date : 04.08.2022

Appendix B

Neighbouring Analysis:

Table 1 – VSC and Sunlight for surrounding buildings

Table 2 – Daylight Distribution for surrounding buildings

Neighbouring - 2h Sun on the ground amenity

Table 1 - VSC and Sunlight for surrounding buildings

Floor Ref.	Room Ref.	Room Use	Window Ref.	VSC	Pr/Ex	Meets BRE Criteria	Room VSC	Pr/Ex	Meets BRE Criteria	Annual	Winter	Total Suns per Room Annual	Pr/Ex	Meets BRE Criteria	Total Suns per Room Winter	Pr/Ex	Meets BRE Criteria	
The Coolings 1-7 Haven Road EX2 8AX																		
First	R1	Bedroom	W1	Existing Proposed	23.04 15.39	0.67	BELOW				39 31	8 6	39 31	0.79	YES	8 6	0.75	YES
	R2	Bedroom	W2	Existing Proposed	20.75 15.66	0.75	BELOW				33 24	4 3	33 24	0.73	BELOW	4 3	0.75	BELOW
	R3	Bathroom	W3	Existing Proposed	- -	n/a - non-habitable												
	R4	Bathroom	W4	Existing Proposed	- -	n/a - non-habitable												
	R5	Bedroom	W5	Existing Proposed	23.77 19.39	0.82	YES				51 42	16 7	51 42	0.82	YES	16 7	0.44	YES
	R6	Bathroom	W6	Existing Proposed	- -	n/a - non-habitable												
	R7	Bedroom	W7	Existing Proposed	29.30 22.61	0.77	BELOW				59 44	19 5	59 44	0.75	YES	19 5	0.26	YES
	R8	Landing	W8	Existing Proposed	- -	n/a - non-habitable												
Second	R1	Bedroom	W1	Existing Proposed	31.65 19.17	0.61	BELOW				60 41	17 12	60 41	0.68	YES	17 12	0.71	YES
	R2	Bedroom	W2	Existing Proposed	28.54 19.89	0.70	BELOW				49 33	10 6	49 33	0.67	YES	10 6	0.60	YES
	R3	Bathroom	W3	Existing Proposed	- -	n/a - non-habitable												
	R4	Bathroom	W4	Existing Proposed	- -	n/a - non-habitable												
	R5	Bedroom	W5	Existing Proposed	30.23 23.50	0.78	BELOW				61 51	22 13	61 51	0.84	YES	22 13	0.59	YES
	R6	Bathroom	W6	Existing Proposed	- -	n/a - non-habitable												
	R7	Bedroom	W7	Existing Proposed	34.86 26.91	0.77	BELOW				64 53	22 12	64 53	0.83	YES	22 12	0.55	YES
			W8	Existing Proposed	35.38 26.47	0.75	BELOW	35.07 26.73	0.76	BELOW	63 50	22 10	64 53	0.83	YES	22 12	0.55	YES
Third	R1	Bedroom	W1	Existing Proposed	35.18 20.93	0.59	BELOW				61 41	24 17	61 41	0.67	YES	24 17	0.71	YES
	R2	Bedroom	W2	Existing Proposed	34.96 23.85	0.68	BELOW				63 46	23 15	63 46	0.73	YES	23 15	0.65	YES
	R3	Bathroom	W3	Existing Proposed	- -	n/a - non-habitable												
	R4	Bathroom	W4	Existing Proposed	- -	n/a - non-habitable												
	R5	Bedroom	W5	Existing Proposed	35.17 26.69	0.76	BELOW				67 54	26 17	67 54	0.88	YES	26 17	0.73	YES
			W6	Existing Proposed	38.71 36.31	0.94	YES	37.03 31.74	0.86	YES	75 70	25 20	99 87	0.88	YES	30 22	0.73	YES

Table 1 - VSC and Sunlight for surrounding buildings

Floor Ref.	Room Ref.	Room Use	Window Ref.	VSC	Pr/Ex	Meets BRE Criteria	Room VSC	Pr/Ex	Meets BRE Criteria	Annual	Winter	Total Suns per Room Annual	Pr/Ex	Meets BRE Criteria	Total Suns per Room Winter	Pr/Ex	Meets BRE Criteria
78 Haven Road EX2 8DP																	
Ground	R1	Unknown	W1	Existing Proposed	15.19 14.99	0.99	YES			33 33	9 9	33 33	1.00	YES	9 9	1.00	YES
	R2		Unknown	W2	Existing Proposed	14.92 14.91	1.00	YES			39 39						
	W3	Existing Proposed		20.33 20.32	1.00	YES			45 45	14 14							
	W4	Existing Proposed		31.33 26.36	0.84	YES			69 57	17 15							
								22.63 21.07	0.93	YES			78 66	0.85	YES	20 18	0.90
First	R1	Unknown	W1	Existing Proposed	30.93 30.52	0.99	YES			67 67	25 25	67 67	1.00	YES	25 25	1.00	YES
	R2		Unknown	W2	Existing Proposed	33.89 29.35	0.87	YES			69 58						
											69 58	22 20	69 58	0.84	YES	22 20	0.91
1-6 Greenford Villas Water Lane EX2 8EU																	
Ground	R1	Unknown	W1	Existing Proposed	31.94 20.39	0.64	BELOW			*North	*North						
	R2		Unknown	W2	Existing Proposed	32.38 21.25	0.66	BELOW			*North	*North			*North		*North
	R3			Unknown	W3	Existing Proposed	32.94 22.50	0.68	BELOW			*North	*North			*North	
	R4		Unknown		W4	Existing Proposed	33.39 23.36	0.70	BELOW			*North	*North			*North	
First	R1	Unknown	W1	Existing Proposed	34.82 23.02	0.66	BELOW			*North	*North						
	R2		Unknown	W2	Existing Proposed	34.97 23.66	0.68	BELOW			*North	*North			*North		*North
	R3			Unknown	W3	Existing Proposed	35.31 24.81	0.70	BELOW			*North	*North			*North	
	R4		Unknown		W4	Existing Proposed	35.59 25.64	0.72	BELOW			*North	*North			*North	
Second	R1	Unknown	W1	Existing Proposed	34.98 23.48	0.67	BELOW			*North	*North						
	R2		Unknown	W2	Existing Proposed	35.06 24.13	0.69	BELOW			*North	*North			*North		*North
	R3			Unknown	W3	Existing Proposed	35.19 25.23	0.72	BELOW			*North	*North			*North	
	R4		Unknown		W4	Existing Proposed	35.26 25.99	0.74	BELOW			*North	*North			*North	

Table 1 - VSC and Sunlight for surrounding buildings

Floor Ref.	Room Ref.	Room Use	Window Ref.	VSC	Pr/Ex	Meets BRE Criteria	Room VSC	Pr/Ex	Meets BRE Criteria	Annual	Winter	Total Suns per Room Annual	Pr/Ex	Meets BRE Criteria	Total Suns per Room Winter	Pr/Ex	Meets BRE Criteria	
7-9 Greenford Villas Water Lane EX2 8EU																		
Ground	R1	Kitchen	W1	Existing Proposed	- -	<i>small galley kitchen</i>												
	R2	Bathroom	W2	Existing Proposed	- -	<i>n/a - non-habitable</i>												
	R3	Bedroom	W3	Existing Proposed	33.04 20.23	0.61	BELOW			*North	*North			*North			*North	
First	R1	Kitchen	W1	Existing Proposed	- -	<i>small galley kitchen</i>												
	R2	Bathroom	W2	Existing Proposed	- -	<i>n/a - non-habitable</i>												
	R3	Bedroom	W3	Existing Proposed	34.76 23.61	0.68	BELOW			*North	*North			*North			*North	
Second	R1	Kitchen	W1	Existing Proposed	- -	<i>small galley kitchen</i>												
	R2	Bathroom	W2	Existing Proposed	- -	<i>n/a - non-habitable</i>												
	R3	Bedroom	W3	Existing Proposed	34.47 25.60	0.74	BELOW			*North	*North			*North			*North	
10-13 Water Lane EX2 8PP																		
Ground	R1	Kitchen	W1	Existing Proposed	27.56 23.65	0.86	YES			*North	*North							
	R2	Bathroom	W2	Existing Proposed	- -	<i>n/a - non-habitable</i>								*North			*North	
	R3	Hall	W3	Existing Proposed	- -	<i>n/a - non-habitable</i>												
			W4	Existing Proposed	- -													
	R4	Hall	W5	Existing Proposed	- -	<i>n/a - non-habitable</i>												
			W6	Existing Proposed	- -													
R5	Bathroom	W7	Existing Proposed	- -	<i>n/a - non-habitable</i>													
R6	Kitchen	W8	Existing Proposed	26.08 24.16	0.93	YES			*North	*North								
First	R1	Bedroom	W1	Existing Proposed	28.55 25.25	0.88	YES			*North	*North							
	R2	Bedroom	W2	Existing Proposed	31.54 28.76	0.91	YES			*North	*North			*North			*North	
	R3	Bedroom	W3	Existing Proposed	31.24 28.81	0.92	YES			*North	*North			*North			*North	
	R4	Bedroom	W4	Existing Proposed	27.77 25.89	0.93	YES			*North	*North			*North			*North	

Table 1 - VSC and Sunlight for surrounding buildings

Floor Ref.	Room Ref.	Room Use	Window Ref.	VSC	Pr/Ex	Meets BRE Criteria	Room VSC	Pr/Ex	Meets BRE Criteria	Annual	Winter	Total Suns per Room Annual	Pr/Ex	Meets BRE Criteria	Total Suns per Room Winter	Pr/Ex	Meets BRE Criteria
	R4	Bedroom	W8	Existing Proposed	33.64 28.43	0.85			YES	64 60	16 12	64 60	0.94	YES	16 12	0.75	YES
	R5	Bedroom	W9	Existing Proposed	36.46 31.04	0.85			YES	71 66	21 16	71 66	0.93	YES	21 16	0.76	YES
	R6	Living Room	W10	Existing Proposed	37.63 31.63	0.84			YES	74 69	23 18						
W11			Existing Proposed	38.46 37.06	0.96			YES	*North	*North							
W12			Existing Proposed	38.43 38.43	1.00			YES	*North	*North							
							38.07 34.89	0.92	YES			91 86	0.95	YES	25 20	0.80	YES
31 Water Lane EX2 8BY																	
Ground	R1	Living Room	W1	Existing Proposed	27.44 26.78	0.98			YES	*North	*North						
			W2	Existing Proposed	30.43 29.71	0.98			YES	*North	*North						
							28.32 27.65	0.98	YES					*North			*North
First	R1	Bedroom	W1	Existing Proposed	32.78 30.83	0.94			YES	*North	*North						
	R2	Bedroom	W2	Existing Proposed	32.68 30.56	0.94			YES	*North	*North						
	R3	Landing	W3	Existing Proposed	- -	<i>n/a - non-habitable</i>											
16-33 Waterside EX2 8GU																	
Ground	R1	Bedroom	W1	Existing Proposed	35.80 31.14	0.87			YES	69 62	26 19	69 62	0.90	YES	26 19	0.73	YES
	R2	Bedroom	W2	Existing Proposed	36.05 30.60	0.85			YES	68 61	25 18	68 61	0.90	YES	25 18	0.72	YES
	R3	Lobby	W3	Existing Proposed	- -	<i>n/a - non-habitable</i>											
	R4	Bedroom	W4	Existing Proposed	36.40 29.00	0.80			YES	70 59	26 15	70 59	0.84	YES	26 15	0.58	YES
	R5	Bedroom	W5	Existing Proposed	36.53 28.10	0.77			YES	70 57	25 12	70 57	0.81	YES	25 12	0.48	YES
	R6	Bedroom	W6	Existing Proposed	36.62 27.60	0.75			YES	71 56	26 13	71 56	0.79	YES	26 13	0.50	YES
	R7	Lobby	W7	Existing Proposed	- -	<i>n/a - non-habitable</i>											
	R8	Bedroom	W8	Existing Proposed	36.58 26.31	0.72			BELOW	70 52	24 11	70 52	0.74	YES	24 11	0.46	YES
	R9	Bedroom	W9	Existing Proposed	36.48 26.21	0.72			BELOW	71 53	25 13	71 53	0.75	YES	25 13	0.52	YES
	R10	Bedroom	W10	Existing Proposed	36.36 26.51	0.73			BELOW	70 55	25 15	70 55	0.79	YES	25 15	0.60	YES
	R11	Lobby	W11	Existing Proposed	- -	<i>n/a - non-habitable</i>											
	R12	Bedroom	W12	Existing Proposed	35.62 27.69	0.78			YES	67 54	24 17	67 54	0.81	YES	24 17	0.71	YES
	R13	Bedroom	W13	Existing Proposed	34.84 28.17	0.81			YES	64 53	23 18	64 53	0.83	YES	23 18	0.78	YES

Table 1 - VSC and Sunlight for surrounding buildings

Floor Ref.	Room Ref.	Room Use	Window Ref.	VSC	Pr/Ex	Meets BRE Criteria	Room VSC	Pr/Ex	Meets BRE Criteria	Annual	Winter	Total Suns per Room Annual	Pr/Ex	Meets BRE Criteria	Total Suns per Room Winter	Pr/Ex	Meets BRE Criteria	
First	R1	Bedroom	W1	Existing Proposed	37.08 33.10	0.89	YES			71 65	26 20	71 65	0.92	YES	26 20	0.77	YES	
	R2	Bedroom	W2	Existing Proposed	37.28 32.62	0.88	YES			71 65	26 20	71 65	0.92	YES	26 20	0.77	YES	
	R3	Lobby	W3	Existing Proposed	- -	n/a - non-habitable							71 65	0.92	YES	26 20	0.77	YES
	R4	Bedroom	W4	Existing Proposed	37.54 31.16	0.83	YES			72 64	26 18	72 64	0.89	YES	26 18	0.69	YES	
	R5	Bedroom	W5	Existing Proposed	37.62 30.34	0.81	YES			72 61	26 15	72 61	0.85	YES	26 15	0.58	YES	
	R6	Bedroom	W6	Existing Proposed	37.68 29.03	0.77	YES			73 62	26 15	73 62	0.85	YES	26 15	0.58	YES	
	R7	Lobby	W7	Existing Proposed	- -	n/a - non-habitable							73 62	0.85	YES	26 15	0.58	YES
	R8	Bedroom	W8	Existing Proposed	37.67 28.02	0.74	YES			73 59	26 14	73 59	0.81	YES	26 14	0.54	YES	
	R9	Bedroom	W9	Existing Proposed	37.57 27.97	0.74	YES			72 58	25 14	72 58	0.81	YES	25 14	0.56	YES	
	R10	Bedroom	W10	Existing Proposed	37.49 28.22	0.75	YES			72 60	25 16	72 60	0.83	YES	25 16	0.64	YES	
	R11	Lobby	W11	Existing Proposed	- -	n/a - non-habitable							72 60	0.83	YES	25 16	0.64	YES
	R12	Bedroom	W12	Existing Proposed	37.00 29.08	0.79	YES			69 58	24 17	69 58	0.84	YES	24 17	0.71	YES	
	R13	Bedroom	W13	Existing Proposed	36.31 29.45	0.81	YES			66 56	24 19	66 56	0.85	YES	24 19	0.79	YES	
Second	R1	Bedroom	W1	Existing Proposed	38.19 34.94	0.91	YES			72 68	26 22	72 68	0.94	YES	26 22	0.85	YES	
	R2	Bedroom	W2	Existing Proposed	38.34 34.55	0.90	YES			72 68	26 22	72 68	0.94	YES	26 22	0.85	YES	
	R3	Lobby	W3	Existing Proposed	- -	n/a - non-habitable							72 68	0.94	YES	26 22	0.85	YES
	R4	Bedroom	W4	Existing Proposed	38.53 33.35	0.87	YES			73 68	26 21	73 68	0.93	YES	26 21	0.81	YES	
	R5	Bedroom	W5	Existing Proposed	38.59 32.66	0.85	YES			73 66	26 19	73 66	0.90	YES	26 19	0.73	YES	
	R6	Bedroom	W6	Existing Proposed	38.61 31.53	0.82	YES			73 66	26 19	73 66	0.90	YES	26 19	0.73	YES	
	R7	Lobby	W7	Existing Proposed	- -	n/a - non-habitable							73 66	0.90	YES	26 19	0.73	YES
	R8	Bedroom	W7	Existing Proposed	38.61 30.63	0.79	YES			72 62	25 16	72 62	0.86	YES	25 16	0.64	YES	
	R9	Bedroom	W8	Existing Proposed	38.57 30.55	0.79	YES			73 64	26 18	73 64	0.88	YES	26 18	0.69	YES	
	R10	Bedroom	W9	Existing Proposed	38.54 30.76	0.80	YES			73 65	26 19	73 65	0.89	YES	26 19	0.73	YES	

Table 1 - VSC and Sunlight for surrounding buildings

Floor Ref.	Room Ref.	Room Use	Window Ref.	VSC	Pr/Ex	Meets BRE Criteria	Room VSC	Pr/Ex	Meets BRE Criteria	Annual	Winter	Total Suns per Room Annual	Pr/Ex	Meets BRE Criteria	Total Suns per Room Winter	Pr/Ex	Meets BRE Criteria
	R11	Lobby	W10	Existing Proposed	- -	n/a - non-habitable											
	R12	Bedroom	W11	Existing Proposed	38.22 31.63	0.83	YES			71 63	24 18	71 63	0.89	YES	24 18	0.75	YES
	R13	Bedroom	W12	Existing Proposed	37.72 31.91	0.85	YES			67 61	23 19	67 61	0.91	YES	23 19	0.83	YES
34-42 Waterside EX2 8GU																	
First	R1	Bedroom	W1	Existing Proposed	23.51 19.24	0.82	YES			40 32	13 11	40 32	0.80	YES	13 11	0.85	YES
	R2	Bathroom	W2	Existing Proposed	- -	n/a - non-habitable											
	R3	Living Room	W3	Existing Proposed	35.35 32.22	0.91	YES			71 66	24 22	71 66					
			W4	Existing Proposed	24.52 24.36	0.99	YES	27.36 26.42	0.97	YES	66 65	25 24	66 65				
										88 84	27 26	88 84	0.95	YES	27 26	0.96	YES
Second	R1	Bedroom	W1	Existing Proposed	25.70 21.13	0.82	YES			41 36	14 12	41 36	0.88	YES	14 12	0.86	YES
	R2	Bathroom	W2	Existing Proposed	- -	n/a - non-habitable											
	R3	Living Room	W3	Existing Proposed	37.64 34.28	0.91	YES			73 68	26 24	73 68					
			W4	Existing Proposed	37.49 34.55	0.92	YES			72 69	26 25	72 69					
			W5	Existing Proposed	26.58 26.25	0.99	YES	30.42 29.12	0.96	YES	70 70	29 29	70 70				
										91 89	30 30	91 89	0.98	YES	30 30	1.00	YES
Third	R1	Bedroom	W1	Existing Proposed	23.24 19.82	0.85	YES			33 30	14 12	33 30	0.91	YES	14 12	0.86	YES
	R2	Bathroom	W2	Existing Proposed	- -	n/a - non-habitable											
	R3	Living Room	W3	Existing Proposed	38.63 36.23	0.94	YES			73 70	26 24	73 70					
			W4	Existing Proposed	38.51 36.43	0.95	YES			73 71	26 25	73 71					
			W5	Existing Proposed	23.03 22.73	0.99	YES	28.50 27.53	0.97	YES	55 55	29 29	55 55				
										88 87	30 30	88 87	0.99	YES	30 30	1.00	YES
94-101 Waterside EX2 8GU																	
Ground	R1	Living Room	W1	Existing Proposed	37.19 37.18	1.00	YES			41 41	11 11	41 41					
			W2	Existing Proposed	27.09 27.09	1.00	YES			*North *North	*North *North						
			W3	Existing Proposed	34.60 34.60	1.00	YES			*North *North	*North *North						
			W4	Existing Proposed	38.03 38.03	1.00	YES			*North *North	*North *North						
			W5	Existing Proposed	36.99 36.98	1.00	YES			57 57	16 16	57 57					
			W6	Existing Proposed	34.70 34.61	1.00	YES			73 72	23 22	73 72					
			W7	Existing Proposed	33.36 32.53	0.98	YES			85 82	26 23	85 82					
			W8	Existing Proposed	32.97 31.44	0.95	YES			78 75	23 20	78 75					
			W9	Existing Proposed	30.08 28.24	0.94	YES			64 61	19 16	64 61					
			W10	Existing Proposed	22.94 21.32	0.93	YES			46 45	12 11	46 45					
			W11	Existing Proposed	33.30 31.85	0.96	YES	33.23 32.60	0.98	YES	75 74	24 23	75 74				
	R2	Bedroom	W12	Existing Proposed	34.21 32.53	0.95	YES			81 80	27 26	81 80	0.99	YES	27 26	0.96	YES
										97 96	28 27	97 96	0.99	YES	28 27	0.96	YES
										81 80	27 26	81 80	0.99	YES	27 26	0.96	YES

Table 1 - VSC and Sunlight for surrounding buildings

Floor Ref.	Room Ref.	Room Use	Window Ref.	VSC	Pr/Ex	Meets BRE Criteria	Room VSC	Pr/Ex	Meets BRE Criteria	Annual	Winter	Total Suns per Room Annual	Pr/Ex	Meets BRE Criteria	Total Suns per Room Winter	Pr/Ex	Meets BRE Criteria	
	R3	Bedroom	W13	Existing Proposed	32.74 31.53	0.96	YES				*North	*North						
															*North		*North	
First	R1	Living Room	W1	Existing Proposed	37.76 37.71	1.00	YES			42	12							
			W2	Existing Proposed	27.28 27.28	1.00	YES			42	12	*North	*North					
			W3	Existing Proposed	34.97 34.97	1.00	YES			*North	*North							
			W4	Existing Proposed	38.52 38.50	1.00	YES			*North	*North							
			W5	Existing Proposed	38.12 38.06	1.00	YES			48	20							
			W6	Existing Proposed	36.84 36.70	1.00	YES			61	20							
			W7	Existing Proposed	36.02 35.27	0.98	YES			61	20							
			W8	Existing Proposed	35.58 34.26	0.96	YES			77	27							
			W9	Existing Proposed	32.09 30.52	0.95	YES			76	26							
			W10	Existing Proposed	24.03 22.65	0.94	YES			89	30							
			W11	Existing Proposed	35.66 34.39	0.96	YES			86	27							
								34.36 33.75	0.98	YES								
	R2	Bedroom	W12	Existing Proposed	36.43 34.97	0.96	YES			83	29			0.99	YES	30	0.97	YES
										82	28							
												83		0.99	YES	29	0.97	YES
												82		0.99	YES	28	0.97	YES
	R3	Bedroom	W13	Existing Proposed	34.55 33.54	0.97	YES			*North	*North							
															*North		*North	
Second	R1	Living Room	W1	Existing Proposed	38.09 38.04	1.00	YES			43	12							
			W2	Existing Proposed	27.63 27.63	1.00	YES			43	12	*North	*North					
			W3	Existing Proposed	35.63 35.63	1.00	YES			*North	*North							
			W4	Existing Proposed	39.03 39.01	1.00	YES			*North	*North							
			W5	Existing Proposed	39.03 38.86	1.00	YES			62	21							
			W6	Existing Proposed	38.59 38.21	0.99	YES			62	21							
			W7	Existing Proposed	38.31 37.37	0.98	YES			78	28							
			W8	Existing Proposed	37.90 36.53	0.96	YES			77	27							
			W9	Existing Proposed	34.04 32.57	0.96	YES			89	30							
			W10	Existing Proposed	25.13 23.96	0.95	YES			87	28							
			W11	Existing Proposed	37.75 36.36	0.96	YES			83	28							
								35.67 35.03	0.98	YES								
	R2	Bedroom	W12	Existing Proposed	38.39 36.91	0.96	YES			85	29			0.99	YES	30	0.97	YES
										84	28							
												85		0.99	YES	29	0.97	YES
												84		0.99	YES	28	0.97	YES
	R3	Bedroom	W13	Existing Proposed	36.09 35.29	0.98	YES			*North	*North							
															*North		*North	
Third	R1	Living Room	W1	Existing Proposed	31.93 31.89	1.00	YES			39	12							
			W2	Existing Proposed	28.61 28.61	1.00	YES			39	12	*North	*North					
			W3	Existing Proposed	37.29 37.29	1.00	YES			*North	*North							
			W4	Existing Proposed	39.37 39.35	1.00	YES			*North	*North							
			W5	Existing Proposed	39.44 39.23	0.99	YES			62	21							
			W6	Existing Proposed	39.43 38.81	0.98	YES			62	21							
			W7	Existing Proposed	39.41 38.24	0.97	YES			78	28							
			W8	Existing Proposed	39.12 37.63	0.96	YES			77	27							
			W9	Existing Proposed	35.48 34.05	0.96	YES			89	30							
			W10	Existing Proposed	26.09 25.10	0.96	YES			87	28							
			W11	Existing Proposed	39.10 37.75	0.97	YES			83	28							
								36.00 35.32	0.98	YES								
												99		0.99	YES	30	0.97	YES
												98		0.99	YES	29	0.97	YES

Table 1 - VSC and Sunlight for surrounding buildings

Floor Ref.	Room Ref.	Room Use	Window Ref.	VSC	Pr/Ex	Meets BRE Criteria	Room VSC	Pr/Ex	Meets BRE Criteria	Annual	Winter	Total Suns per Room Annual	Pr/Ex	Meets BRE Criteria	Total Suns per Room Winter	Pr/Ex	Meets BRE Criteria
	R2	Bedroom	W12	Existing Proposed	39.37 37.96	0.96			YES	87 86	29 28	87 86	0.99	YES	29 28	0.97	YES
7-18 Chandlers Walk EX2 8BA																	
Ground	R1	Unknown	W1	Existing Proposed	86.25 80.93	0.94			YES	*North	*North						
			W2	Existing Proposed	46.45 45.06	0.97			YES	*North	*North						
			W3	Existing Proposed	56.88 55.05	0.97			YES	21 18	2 2						
			W4	Existing Proposed	30.12 24.77	0.82			YES	*North	*North						
			W5	Existing Proposed	30.91 25.41	0.82			YES	*North	*North						
			W6	Existing Proposed	31.28 25.43	0.81			YES	*North	*North						
			W7	Existing Proposed	31.54 25.08	0.80			YES	*North	*North						
			W8	Existing Proposed	0.58 0.55	0.95			YES	0 0	0 0						
							47.73 44.01	0.92	YES			43 40	0.93	YES	2 2	1.00	YES
	R3	Living Room	W11	Existing Proposed	29.66 25.58	0.86			YES	*North	*North						
			W12	Existing Proposed	30.90 25.66	0.83			YES	*North	*North						
							30.01 25.60	0.85	YES					*North		*North	
	R4	Unknown	W13	Existing Proposed	30.46 26.28	0.86			YES	*North	*North						
			W14	Existing Proposed	32.80 27.03	0.82			YES	*North	*North						
							32.17 26.83	0.83	YES					*North		*North	
	R5	Unknown	W15	Existing Proposed	32.71 27.66	0.85			YES	*North	*North						
			W16	Existing Proposed	26.32 23.26	0.88			YES	*North	*North						
			W17	Existing Proposed	31.91 26.47	0.83			YES	*North	*North						
							31.46 26.64	0.85	YES					*North		*North	
	R6	Unknown	W18	Existing Proposed	32.40 26.91	0.83			YES	*North	*North						
			W19	Existing Proposed	33.54 27.97	0.83			YES	*North	*North						
							33.16 27.61	0.83	YES					*North		*North	
	R7	Unknown	W20	Existing Proposed	33.40 27.97	0.84			YES	*North	*North						
			W21	Existing Proposed	31.73 26.86	0.85			YES	*North	*North						
							32.61 27.44	0.84	YES					*North		*North	
	R8	Unknown	W22	Existing Proposed	32.96 27.79	0.84			YES	*North	*North						
			W23	Existing Proposed	32.21 27.39	0.85			YES	*North	*North						
							32.42 27.50	0.85	YES					*North		*North	
	R9	Unknown	W24	Existing Proposed	31.14 27.00	0.87			YES	*North	*North						
			W25	Existing Proposed	31.13 27.01	0.87			YES	*North	*North						
							31.14 27.00	0.87	YES					*North		*North	
	R11	Unknown	W26	Existing Proposed	21.31 18.73	0.88			YES	*North	*North						
			W27	Existing Proposed	30.43 26.79	0.88			YES	*North	*North						
			W28	Existing Proposed	29.98 26.47	0.88			YES	*North	*North						
			W29	Existing Proposed	30.05 26.31	0.88			YES	*North	*North						
			W30	Existing Proposed	30.45 26.37	0.87			YES	*North	*North						
			W31	Existing Proposed	17.01 15.49	0.91			YES	22 19	1 1						
			W32	Existing Proposed	32.91 27.61	0.84			YES	*North	*North						
			W33	Existing Proposed	64.04 61.86	0.97			YES	*North	*North						
			W34	Existing Proposed	63.70 61.42	0.96			YES	27 22	4 4						
							48.83 46.13	0.94	YES			29 24	0.83	YES	4 4	1.00	YES

Table 1 - VSC and Sunlight for surrounding buildings

Floor Ref.	Room Ref.	Room Use	Window Ref.	VSC	Pr/Ex	Meets BRE Criteria	Room VSC	Pr/Ex	Meets BRE Criteria	Annual	Winter	Total Suns per Room Annual	Pr/Ex	Meets BRE Criteria	Total Suns per Room Winter	Pr/Ex	Meets BRE Criteria
	R13	Unknown	W36	Existing 8.44 Proposed 8.34	0.99	YES				*North	*North						
			W37	Existing 29.39 Proposed 25.60	0.87	YES				*North	*North						
			W38	Existing 30.40 Proposed 26.18	0.86	YES				*North	*North						
			W39	Existing 30.65 Proposed 26.22	0.86	YES				*North	*North						
			W40	Existing 30.22 Proposed 25.93	0.86	YES				*North	*North						
			W41	Existing 20.43 Proposed 18.21	0.89	YES				26	2						
			W42	Existing 56.98 Proposed 55.26	0.97	YES				*North	*North						
			W43	Existing 58.56 Proposed 56.21	0.96	YES				25	2						
			W44	Existing 80.01 Proposed 75.72	0.95	YES				*North	*North						
							42.13 39.85	0.95	YES			36 31	0.86	YES	5 5	1.00	YES
	R14	Unknown	W46	Existing 29.99 Proposed 25.93	0.86	YES				*North	*North						
	R15	Unknown	W47	Existing 30.49 Proposed 26.39	0.87	YES				*North	*North						
			W48	Existing 31.19 Proposed 26.64	0.85	YES				*North	*North						
							30.69 26.46	0.86	YES								
First	R1	Bedroom	W1	Existing 32.26 Proposed 25.15	0.78	BELOW				*North	*North						
	R2	Bedroom	W2	Existing 32.25 Proposed 25.31	0.78	BELOW				*North	*North		*North				*North
	R3	Bedroom	W3	Existing 32.25 Proposed 25.44	0.79	BELOW				*North	*North		*North				*North
	R4	Bedroom	W4	Existing 31.02 Proposed 24.51	0.79	BELOW				*North	*North		*North				*North
	R5	Bedroom	W5	Existing 35.86 Proposed 29.26	0.82	YES				*North	*North		*North				*North
	R6	Bedroom	W6	Existing 35.77 Proposed 29.35	0.82	YES				*North	*North		*North				*North
	R7	Bedroom	W7	Existing 35.73 Proposed 29.44	0.82	YES				*North	*North		*North				*North
	R8	Bedroom	W8	Existing 35.70 Proposed 29.48	0.83	YES				*North	*North		*North				*North
	R9	Bedroom	W9	Existing 32.56 Proposed 26.34	0.81	YES				*North	*North		*North				*North
	R10	Bedroom	W10	Existing 32.50 Proposed 26.28	0.81	YES				*North	*North		*North				*North
	R11	Bedroom	W11	Existing 32.49 Proposed 26.23	0.81	YES				*North	*North		*North				*North
	R12	Bedroom	W12	Existing 32.54 Proposed 26.24	0.81	YES				*North	*North		*North				*North
	R13	Bedroom	W13	Existing 35.42 Proposed 29.16	0.82	YES				*North	*North		*North				*North
	R14	Bedroom	W14	Existing 35.78 Proposed 29.35	0.82	YES				*North	*North		*North				*North
	R15	Bedroom	W15	Existing 32.51 Proposed 25.93	0.80	YES				*North	*North		*North				*North
	R16	Bedroom	W16	Existing 32.48 Proposed 25.73	0.79	BELOW				*North	*North		*North				*North
													*North				*North

Table 1 - VSC and Sunlight for surrounding buildings

Floor Ref.	Room Ref.	Room Use	Window Ref.	VSC	Pr/Ex	Meets BRE Criteria	Room VSC	Pr/Ex	Meets BRE Criteria	Annual	Winter	Total Suns per Room Annual	Pr/Ex	Meets BRE Criteria	Total Suns per Room Winter	Pr/Ex	Meets BRE Criteria
	R17	Bedroom	W17	Existing Proposed	32.60 25.76	0.79				BELOW	*North	*North					
													*North			*North	
Second	R1	Bedroom	W1	Existing Proposed	35.59 29.49	0.83				YES	*North	*North					
	R2	Bedroom	W2	Existing Proposed	36.67 30.72	0.84				YES	*North	*North	*North			*North	
	R3	Bedroom	W3	Existing Proposed	35.56 29.72	0.84				YES	*North	*North	*North			*North	
	R4	Bedroom	W4	Existing Proposed	35.50 29.70	0.84				YES	*North	*North	*North			*North	
	R5	Bedroom	W5	Existing Proposed	35.20 29.24	0.83				YES	*North	*North	*North			*North	
	R6	Bedroom	W6	Existing Proposed	35.19 29.11	0.83				YES	*North	*North	*North			*North	
													*North			*North	
19-24 Chandlers Walk EX2 8BA																	
Ground	R1	Living Room	W1	Existing Proposed	35.33 32.60	0.92				YES	*North	*North					
			W2	Existing Proposed	35.40 32.29	0.91				YES	*North	*North					
							35.38 32.38	0.92		YES							
	R2	Living Room	W3	Existing Proposed	35.39 31.63	0.89				YES	*North	*North	*North			*North	
			W4	Existing Proposed	35.45 31.13	0.88				YES	*North	*North					
							35.43 31.27	0.88		YES							
	R3	Living Room	W5	Existing Proposed	35.44 30.02	0.85				YES	*North	*North	*North			*North	
			W6	Existing Proposed	35.42 29.09	0.82				YES	*North	*North					
							35.43 29.76	0.84		YES							
	R4	Living Room	W7	Existing Proposed	29.17 21.86	0.75				BELOW	*North	*North	*North			*North	
			W8	Existing Proposed	33.82 25.82	0.76				BELOW	*North	*North					
							30.24 22.77	0.75		BELOW							
	R5	Living Room	W9	Existing Proposed	32.59 23.42	0.72				BELOW	*North	*North	*North			*North	
	R6	Living Room	W10	Existing Proposed	34.17 23.62	0.69				BELOW	*North	*North					
			W11	Existing Proposed	31.48 21.91	0.70				BELOW	*North	*North					
							32.10 22.30	0.69		BELOW							
													*North			*North	
First	R1	Bedroom	W1	Existing Proposed	36.33 33.97	0.94				YES	*North	*North					
	R2	Bedroom	W2	Existing Proposed	36.33 33.09	0.91				YES	*North	*North	*North			*North	
	R3	Bedroom	W3	Existing Proposed	36.32 31.83	0.88				YES	*North	*North	*North			*North	
	R4	Bedroom	W4	Existing Proposed	28.33 22.73	0.80				YES	*North	*North	*North			*North	
	R5	Bedroom	W5	Existing Proposed	32.22 25.72	0.80				YES	*North	*North	*North			*North	
	R6	Bedroom	W6	Existing Proposed	32.78 24.94	0.76				<i>see without soffit</i>	*North	*North	*North			*North	
		<i>without soffit</i>	W6	Existing Proposed	36.51 28.64	0.78				YES			*North			*North	

Table 1 - VSC and Sunlight for surrounding buildings

Floor Ref.	Room Ref.	Room Use	Window Ref.	VSC	Pr/Ex	Meets BRE Criteria	Room VSC	Pr/Ex	Meets BRE Criteria	Annual	Winter	Total Suns per Room Annual	Pr/Ex	Meets BRE Criteria	Total Suns per Room Winter	Pr/Ex	Meets BRE Criteria
	R7	Bedroom	W7	Existing Proposed	32.85 23.62	0.72			see without soffit	*North	*North						
		without soffit	W7	Existing Proposed	36.63 27.36	0.75			YES				*North			*North	
	R8	Bedroom	W8	Existing Proposed	32.82 22.57	0.69			see without soffit	*North	*North						
		without soffit	W8	Existing Proposed	36.65 27.37	0.75			YES				*North			*North	
Second	R1	Bedroom	W1	Existing Proposed	36.06 34.29	0.95			YES	*North	*North						
	R2	Bedroom	W2	Existing Proposed	36.01 33.62	0.93			YES	*North	*North						
	R3	Bedroom	W3	Existing Proposed	35.97 32.68	0.91			YES	*North	*North						
1-4 Maritime Court Haven Road EX2 8GP																	
Ground	R1	Bedroom	W1	Existing Proposed	28.31 24.23	0.86			YES	50 43	16 14						
	R2	Bedroom	W2	Existing Proposed	29.74 22.45	0.75			BELOW	46 34	12 7	50 43	0.86	YES	16 14	0.88	YES
												46 34	0.74	YES	12 7	0.58	YES
First	R1	Bedroom	W1	Existing Proposed	36.35 28.69	0.79			YES	66 52	23 16						
	R2	Bedroom	W2	Existing Proposed	33.12 26.85	0.81			YES	51 39	16 10	66 52	0.79	YES	23 16	0.70	YES
												51 39	0.76	YES	16 10	0.63	YES
Second	R1	Bedroom	W1	Existing Proposed	37.86 31.19	0.82			YES	68 58	24 18						
	R2	Bedroom	W2	Existing Proposed	35.34 29.11	0.82			YES	58 50	16 11	68 58	0.85	YES	24 18	0.75	YES
												58 50	0.86	YES	16 11	0.69	YES
Third	R1	Bedroom	W1	Existing Proposed	37.45 32.24	0.86			YES	64 58	23 19						
	R2	Bedroom	W2	Existing Proposed	37.40 32.59	0.87			YES	64 59	23 20	64 58	0.91	YES	23 19	0.83	YES
												64 59	0.92	YES	23 20	0.87	YES
5-9 Maritime Court Haven Road EX2 8GP																	
Ground	R1	Living Room	W1	Existing Proposed	28.09 23.10	0.82			YES	49 37	12 7						
	R2	Living Room	W2	Existing Proposed	30.18 25.22	0.84			YES	55 46	19 16	49 37	0.76	YES	12 7	0.58	YES
			W3	Existing Proposed	28.00 22.44	0.80			YES	44 34	10 7						
							28.41 22.96	0.81	YES			58 47	0.81	YES	20 16	0.80	YES
	R3	Living Room	W4	Existing Proposed	25.67 23.52	0.92			YES	48 46	14 14						
			W5	Existing Proposed	29.54 23.99	0.81			YES	50 40	9 6						
							26.42 23.61	0.89	YES			59 49	0.83	YES	17 14	0.82	YES
	R4	Living Room	W6	Existing Proposed	25.37 23.96	0.94			YES	50 48	15 14						
			W7	Existing Proposed	24.51 21.03	0.86			YES	40 35	4 3						
							24.69 21.63	0.88	YES			57 51	0.89	YES	17 15	0.88	YES
	R5	Living Room	W8	Existing Proposed	20.49 20.28	0.99			YES	43 43	12 12						
			W9	Existing Proposed	25.34 22.12	0.87			YES	46 39	10 8						
							21.41 20.63	0.96	YES			55 48	0.87	YES	14 12	0.86	YES

Table 1 - VSC and Sunlight for surrounding buildings

Floor Ref.	Room Ref.	Room Use	Window Ref.	VSC	Pr/Ex	Meets BRE Criteria	Room VSC	Pr/Ex	Meets BRE Criteria	Annual	Winter	Total Suns per Room Annual	Pr/Ex	Meets BRE Criteria	Total Suns per Room Winter	Pr/Ex	Meets BRE Criteria
First	R1	Bedroom	W1	Existing Proposed	36.54 29.46	0.81			YES	67 53	23 17	67 53	0.79	YES	23 17	0.74	YES
	R2	Bedroom	W2	Existing Proposed	34.82 28.61	0.82			YES	59 50	21 18						
	R3	Bedroom	W3	Existing Proposed	35.24 29.74	0.84			YES	66 58	22 19						
	R4	Bedroom	W4	Existing Proposed	33.92 29.29	0.86			YES	64 56	20 18						
	R5	Bedroom	W5	Existing Proposed	31.67 27.89	0.88			YES	61 53	17 15						
Second	R1	Bedroom	W1	Existing Proposed	34.40 28.41	0.83			YES	61 55	24 20	61 55	0.90	YES	24 20	0.83	YES
	R2	Bedroom	W2	Existing Proposed	33.46 28.27	0.84			YES	58 52	21 18						
	R3	Bedroom	W3	Existing Proposed	33.39 28.84	0.86			YES	61 54	24 21						
	R4	Bedroom	W4	Existing Proposed	36.13 32.33	0.89			YES	65 60	23 21						
	R5	Bedroom	W5	Existing Proposed	32.00 28.88	0.90			YES	59 53	22 20						
14-15 Maritime Court Haven Road EX2 8GP																	
Ground	R1	Garage	W1	Existing Proposed													
	R2	Living Room	W2	Existing Proposed	32.23 24.94	0.77			BELOW			*North	*North				
			W3	Existing Proposed	29.35 24.09	0.82			YES	29.90 24.25	0.81	YES			*North		*North
R3	Living Room	W4	Existing Proposed	26.70 20.18	0.76			BELOW			*North	*North					
		W5	Existing Proposed	29.93 23.42	0.78			BELOW	27.31 20.79	0.76	BELOW			*North		*North	
First	R1	Bedroom	W1	Existing Proposed	34.53 27.51	0.80			YES			*North	*North				
	R2	Bedroom	W2	Existing Proposed	33.64 25.38	0.75			BELOW			*North	*North				
	R3	Unknown	W3	Existing Proposed	36.60 32.70	0.89			YES	65 58	21 20			*North		*North	
Second	R1	Bedroom	W1	Existing Proposed	34.82 29.02	0.83			YES			*North	*North				
	R2	Bedroom	W2	Existing Proposed	35.03 28.25	0.81			YES			*North	*North				
	R3	Unknown	W3	Existing Proposed	38.15 35.17	0.92			YES	69 63	25 25			*North		*North	
1 Diamond Road EX2 8DN																	
Ground	R1	Dining room	W1	Existing Proposed	18.22 12.48	0.68			BELOW			*North	*North				
												*North		*North			

Table 1 - VSC and Sunlight for surrounding buildings

Floor Ref.	Room Ref.	Room Use	Window Ref.	VSC	Pr/Ex	Meets BRE Criteria	Room VSC	Pr/Ex	Meets BRE Criteria	Annual	Winter	Total Suns per Room Annual	Pr/Ex	Meets BRE Criteria	Total Suns per Room Winter	Pr/Ex	Meets BRE Criteria
	R2	Kitchen	W2	Existing Proposed	-	<i>small galley kitchen</i>											
			W3	Existing Proposed	-												
			W4	Existing Proposed	-												
First	R1	Bedroom	W1	Existing Proposed	31.13 25.95	0.83	YES			*North	*North						
	R2	Bathroom	W2	Existing Proposed	-	<i>n/a - non-habitable</i>							*North				*North
2 Diamond Road EX2 8DN																	
Ground	R1	Unknown	W1	Existing Proposed	-	<i>small galley kitchen</i>											
			W2	Existing Proposed	-												
			W3	Existing Proposed	-												
			W4	Existing Proposed	-												
	R2	Unknown	W5	Existing Proposed	17.99 14.77	0.82	YES			*North	*North						
													*North				*North
First	R1	Bathroom	W1	Existing Proposed	-	<i>n/a - non-habitable</i>											
	R2	Study	W2	Existing Proposed	31.24 26.86	0.86	YES			*North	*North						
													*North				*North
3 Diamond Road EX2 8DN																	
Ground	R1	Unknown	W3	Existing Proposed	29.85 20.05	0.67	BELOW			*North	*North						
			W4	Existing Proposed	49.17 43.39	0.88	YES			*North	*North						
								41.41 34.01	0.82	YES							
	R3	Unknown	W2	Existing Proposed	34.35 24.55	0.71	BELOW			*North	*North			*North			*North
First	R1	Unknown	W1	Existing Proposed	31.66 25.24	0.80	YES			*North	*North						
	R2	Unknown	W2	Existing Proposed	-	<i>n/a - non-habitable</i>											
													*North				*North
4 Diamond Road EX2 8DN																	
Ground	R1	Unknown	W1	Existing Proposed	32.60 23.03	0.71	BELOW			*North	*North						
	R2	Unknown	W3	Existing Proposed	30.33 20.58	0.68	BELOW			*North	*North			*North			*North
			W4	Existing Proposed	32.09 22.17	0.69	BELOW			*North	*North						
			W5	Existing Proposed	50.20 44.57	0.89	YES			*North	*North						
								44.73 37.88	0.85	YES							
													*North				*North
First	R1	Bathroom	W1	Existing Proposed	-	<i>n/a - non-habitable</i>											
	R2	Unknown	W2	Existing Proposed	25.64 20.87	0.81	YES			*North	*North						
													*North				*North

Table 1 - VSC and Sunlight for surrounding buildings

Floor Ref.	Room Ref.	Room Use	Window Ref.	VSC	Pr/Ex	Meets BRE Criteria	Room VSC	Pr/Ex	Meets BRE Criteria	Annual	Winter	Total Suns per Room Annual	Pr/Ex	Meets BRE Criteria	Total Suns per Room Winter	Pr/Ex	Meets BRE Criteria			
8 Stream Court EX2 8DL																				
Ground	R1	Living Room	W1	Existing	31.47	0.79	BELOW				64	18								
				Proposed	24.83						53	9								
				W2	Existing	31.03	0.77	BELOW				65	24							
					Proposed	23.98						55	14							
								31.36	0.79	BELOW			72							
								24.62					59	0.82	YES	26	0.58	YES		
		R2	Unknown	W3	Existing	17.79	0.83	YES				48	20							
					Proposed	14.70						41	13							
					W4	Existing	21.63	0.86	YES				51	21						
						Proposed	18.50						42	12						
				W5	Existing	26.30	0.87	YES				54	21							
					Proposed	22.78						45	12							
				W6	Existing	36.41	0.73	BELOW				76	26							
					Proposed	26.48						60	12							
			W7	Existing	90.12	0.93	YES				88	27								
				Proposed	83.56						74	15								
			W8	Existing	63.91	0.95	YES				73	25								
				Proposed	60.99						64	16								
			W9	Existing	82.15	0.98	YES				*North	*North								
				Proposed	80.17															
			W10	Existing	52.72	1.00	YES				*North	*North								
				Proposed	52.72															
							55.75	0.93	YES			88								
							51.58					77	0.88	YES	27	0.63	YES			
First	R1	Bedroom	W1	Existing	32.10	<i>see without soffit</i>						65	25							
				Proposed	24.10							56	16							
			<i>without soffit</i>	W1	Existing	37.82	0.79	YES												
					Proposed	29.83														
	R2	Bedroom	W2	Existing	32.13	<i>see without soffit</i>						65	25							
				Proposed	24.33							56	16							
		<i>without soffit</i>	W2	Existing	37.81	0.79	YES													
				Proposed	30.01															
9 Stream Court EX2 8DL																				
Ground	R1	Study	W1	Existing	22.76	0.81	YES				46	16								
				Proposed	18.48							40	10							
		R2	Living Room	W2	Existing	18.34	0.91	YES				42	16							
				Proposed	16.73						36	10								
			W3	Existing	34.89	0.75	BELOW				72	26								
				Proposed	26.26						60	16								
							28.26	0.79	BELOW			80								
							22.44					68	0.85	YES	26	0.62	YES			
First	R1	Bedroom	W1	Existing	31.40	<i>see without soffit</i>						64	26							
				Proposed	24.67							56	19							
			<i>without soffit</i>	W1	Existing	37.75	0.82	YES												
					Proposed	31.10														
	R2	Bedroom	W2	Existing	31.41	<i>see without soffit</i>						63	25							
				Proposed	24.82							56	19							
		<i>without soffit</i>	W2	Existing	37.81	0.83	YES													
				Proposed	31.22															
10 Stream Court EX2 8DL																				
Ground	R1	Unknown	W1	Existing	2.37	0.81	YES				4	3								
				Proposed	1.93							2	1							
					W2	Existing	33.02	0.75	BELOW				68	25						
						Proposed	24.72						58	16						
					W3	Existing	18.09	0.88	YES				*North	*North						
						Proposed	15.92													
					W4	Existing	14.91	0.89	YES				*North	*North						
						Proposed	13.26													
		W5	Existing	9.26	0.80	YES				*North	*North									
			Proposed	7.38																
		W6	Existing	90.85	0.95	YES				89	27									
			Proposed	86.09						78	17									
		W7	Existing	66.62	0.97	YES				78	25									
			Proposed	64.34						69	17									
		W8	Existing	60.30	0.97	YES				*North	*North									
			Proposed	58.62																
							46.75	0.92	YES			89								
							43.24					80	0.90	YES	27	0.67	YES			

Table 2 - Daylight Distribution for surrounding buildings

Floor Ref.	Room Ref	Room Use	Room Area	Lit Area Existing	Lit Area Proposed	Pr/Ex	Meets BRE Criteria
The Coolings 1-7 Haven Road EX2 8AX							
First	R1	Bedroom	14.75	8.62 58.41%	6.46 43.81%	0.75	BELOW
	R2	Bedroom	10.10	8.23 81.47%	6.61 65.44%	0.80	YES
	R3	Bathroom	<i>n/a - non-habitable</i>				
	R4	Bathroom	<i>n/a - non-habitable</i>				
	R5	Bedroom	9.72	9.04 92.99%	7.40 76.13%	0.82	YES
	R6	Bathroom	<i>n/a - non-habitable</i>				
	R7	Bedroom	18.04	15.06 83.45%	8.66 48.00%	0.58	BELOW
	R8	Landing	<i>n/a - non-habitable</i>				
Second	R1	Bedroom	14.75	14.08 95.48%	7.58 51.38%	0.54	BELOW
	R2	Bedroom	10.10	9.75 96.51%	8.72 86.27%	0.89	YES
	R3	Bathroom	<i>n/a - non-habitable</i>				
	R4	Bathroom	<i>n/a - non-habitable</i>				
	R5	Bedroom	9.72	9.27 95.36%	9.00 92.59%	0.97	YES
	R6	Bathroom	<i>n/a - non-habitable</i>				
	R7	Bedroom	24.58	22.18 90.25%	15.66 63.71%	0.71	BELOW
Third	R1	Bedroom	12.59	12.00 95.35%	8.47 67.30%	0.71	BELOW
	R2	Bedroom	13.16	12.82 97.43%	9.06 68.85%	0.71	BELOW
	R3	Bathroom	<i>n/a - non-habitable</i>				
	R4	Bathroom	<i>n/a - non-habitable</i>				
	R5	Bedroom	11.68	11.65 99.70%	11.61 99.34%	1.00	YES
78 Haven Road EX2 8DP							
Ground	R1	Unknown	13.16	8.32 63.19%	8.29 62.98%	1.00	YES
	R2	Unknown	9.48	9.27 97.82%	9.27 97.76%	1.00	YES
First	R1	Unknown	13.16	12.44 94.49%	12.43 94.46%	1.00	YES
	R2	Unknown	9.48	9.35 98.64%	9.31 98.26%	1.00	YES
1-6 Greenford Villas Water Lane EX2 8EU							
Ground	R1	Unknown	10.83	10.64 98.24%	6.83 63.04%	0.64	BELOW
	R2	Unknown	12.75	12.37 97.04%	7.63 59.90%	0.62	BELOW
	R3	Unknown	12.65	12.28 97.11%	10.15 80.28%	0.83	YES
	R4	Unknown	10.75	10.56 98.28%	8.66 80.60%	0.82	YES
First	R1	Unknown	10.83	10.54 97.35%	7.20 66.53%	0.68	BELOW
	R2	Unknown	12.75	12.29 96.44%	8.19 64.22%	0.67	BELOW
	R3	Unknown	12.65	12.19 96.36%	10.59 83.78%	0.87	YES
	R4	Unknown	10.75	10.48 97.50%	8.99 83.70%	0.86	YES
Second	R1	Unknown	10.83	10.50 96.97%	7.96 73.48%	0.76	BELOW
	R2	Unknown	12.75	12.21 95.82%	9.09 71.28%	0.74	BELOW
	R3	Unknown	12.65	12.12 95.86%	10.97 86.75%	0.91	YES
	R4	Unknown	10.75	10.42 96.97%	9.40 87.45%	0.90	YES

Table 2 - Daylight Distribution for surrounding buildings

Floor Ref.	Room Ref	Room Use	Room Area	Lit Area Existing	Lit Area Proposed	Pr/Ex	Meets BRE Criteria
7-9 Greenford Villas Water Lane EX2 8EU							
Ground	R1	Kitchen	<i>small galley kitchen</i>				
	R2	Bathroom	<i>n/a - non-habitable</i>				
	R3	Bedroom	9.25	8.12 87.73%	7.61 82.28%	0.94	YES
First	R1	Kitchen	<i>small galley kitchen</i>				
	R2	Bathroom	<i>n/a - non-habitable</i>				
	R3	Bedroom	9.25	8.33 90.00%	8.35 90.20%	1.00	YES
Second	R1	Kitchen	<i>small galley kitchen</i>				
	R2	Bathroom	<i>n/a - non-habitable</i>				
	R3	Bedroom	9.25	8.50 91.81%	8.47 91.50%	1.00	YES
10-13 Water Lane EX2 8PP							
Ground	R1	Kitchen	7.58	6.65 87.74%	6.65 87.71%	1.00	YES
	R2	Bathroom	<i>n/a - non-habitable</i>				
	R3	Hall	<i>n/a - non-habitable</i>				
	R4	Hall	<i>n/a - non-habitable</i>				
	R5	Bathroom	<i>n/a - non-habitable</i>				
	R6	Kitchen	7.58	5.62 74.10%	5.64 74.34%	1.00	YES
First	R1	Bedroom	9.86	9.19 93.20%	9.20 93.23%	1.00	YES
	R2	Bedroom	3.95	3.83 96.95%	3.83 96.94%	1.00	YES
	R3	Bedroom	3.95	3.84 97.06%	3.81 96.48%	0.99	YES
	R4	Bedroom	9.86	8.53 86.47%	8.59 87.08%	1.01	YES
17-19 Water Lane EX2 8BY							
Ground	R1	Hallway	<i>n/a - non-habitable</i>				
	R2	Living Room	25.62	25.25 98.55%	25.19 98.29%	1.00	YES
	R3	Bedroom	13.42	12.74 94.94%	6.97 51.94%	0.55	BELOW
	R4	Bedroom	8.87	8.18 92.22%	4.34 48.97%	0.53	BELOW
	R5	Living Room	26.60	26.60 99.99%	26.44 99.41%	0.99	YES
First	R1	Hallway	<i>n/a - non-habitable</i>				
	R2	Living Room	25.62	25.62 100.00%	25.62 100.00%	1.00	YES
	R3	Bathroom	<i>n/a - non-habitable</i>				
	R4	Bedroom	13.42	12.77 95.13%	9.47 70.58%	0.74	BELOW
	R5	Bedroom	8.87	8.40 94.74%	5.79 65.27%	0.69	BELOW
	R6	Living Room	26.60	26.60 100.00%	26.53 99.74%	1.00	YES
Second	R1	Hallway	<i>n/a - non-habitable</i>				
	R2	Living Room	25.62	25.58 99.81%	25.56 99.74%	1.00	YES
	R3	Bathroom	<i>n/a - non-habitable</i>				
	R4	Bedroom	13.42	12.88 95.96%	12.79 95.29%	0.99	YES
	R5	Bedroom	8.87	8.62 97.24%	8.53 96.20%	0.99	YES
	R6	Living Room	26.60	26.60 100.00%	26.52 99.69%	1.00	YES
31 Water Lane EX2 8BY							
Ground	R1	Living Room	22.19	22.11 99.64%	22.06 99.45%	1.00	YES
First	R1	Bedroom	9.62	9.44 98.12%	9.38 97.56%	0.99	YES
	R2	Bedroom	5.93	5.62 94.82%	5.62 94.80%	1.00	YES
	R3	Landing	<i>n/a - non-habitable</i>				

Table 2 - Daylight Distribution for surrounding buildings

Floor Ref.	Room Ref	Room Use	Room Area	Lit Area Existing	Lit Area Proposed	Pr/Ex	Meets BRE Criteria
16-33 Waterside EX2 8GU							
Ground	R1	Bedroom	11.10	10.66 96.04%	9.39 84.57%	0.88	YES
	R2	Bedroom	8.21	8.06 98.22%	7.80 95.07%	0.97	YES
	R3	Lobby	<i>n/a - non-habitable</i>				
	R4	Bedroom	8.21	7.98 97.19%	6.40 78.01%	0.80	YES
	R5	Bedroom	11.34	10.82 95.44%	9.10 80.28%	0.84	YES
	R6	Bedroom	10.59	10.32 97.42%	8.61 81.33%	0.83	YES
	R7	Lobby	<i>n/a - non-habitable</i>				
	R8	Bedroom	10.59	10.33 97.58%	8.80 83.09%	0.85	YES
	R9	Bedroom	11.34	10.84 95.57%	8.64 76.15%	0.80	YES
	R10	Bedroom	8.21	7.97 97.14%	5.89 71.70%	0.74	BELOW
	R11	Lobby	<i>n/a - non-habitable</i>				
	R12	Bedroom	8.21	8.03 97.86%	6.95 84.63%	0.86	YES
	R13	Bedroom	11.10	10.66 96.10%	8.88 80.02%	0.83	YES
First	R1	Bedroom	11.10	10.66 96.05%	10.13 91.26%	0.95	YES
	R2	Bedroom	8.21	8.06 98.23%	8.01 97.64%	0.99	YES
	R3	Lobby	<i>n/a - non-habitable</i>				
	R4	Bedroom	8.21	7.98 97.20%	7.17 87.41%	0.90	YES
	R5	Bedroom	11.34	10.82 95.44%	9.93 87.53%	0.92	YES
	R6	Bedroom	10.59	10.32 97.42%	9.40 88.73%	0.91	YES
	R7	Lobby	<i>n/a - non-habitable</i>				
	R8	Bedroom	10.59	10.33 97.59%	9.47 89.45%	0.92	YES
	R9	Bedroom	11.34	10.84 95.57%	9.48 83.60%	0.87	YES
	R10	Bedroom	8.21	7.97 97.14%	6.66 81.10%	0.83	YES
	R11	Lobby	<i>n/a - non-habitable</i>				
	R12	Bedroom	8.21	8.03 97.86%	7.42 90.35%	0.92	YES
	R13	Bedroom	11.10	10.67 96.11%	9.58 86.32%	0.90	YES
Second	R1	Bedroom	11.10	10.66 96.05%	10.66 96.02%	1.00	YES
	R2	Bedroom	8.21	8.06 98.23%	8.06 98.23%	1.00	YES
	R3	Lobby	<i>n/a - non-habitable</i>				
	R4	Bedroom	8.21	7.98 97.20%	7.93 96.60%	0.99	YES
	R5	Bedroom	11.34	10.82 95.45%	10.82 95.45%	1.00	YES
	R6	Bedroom	10.59	10.32 97.42%	10.34 97.61%	1.00	YES
	R7	Lobby	<i>n/a - non-habitable</i>				
	R8	Bedroom	10.59	10.33 97.58%	10.33 97.59%	1.00	YES
	R9	Bedroom	11.34	10.84 95.57%	10.81 95.37%	1.00	YES
	R10	Bedroom	8.21	7.97 97.15%	7.97 97.15%	1.00	YES
	R11	Lobby	<i>n/a - non-habitable</i>				
	R12	Bedroom	8.21	8.03 97.86%	8.04 97.94%	1.00	YES
	R13	Bedroom	11.10	10.67 96.11%	10.66 96.09%	1.00	YES

Table 2 - Daylight Distribution for surrounding buildings

Floor Ref.	Room Ref	Room Use	Room Area	Lit Area Existing	Lit Area Proposed	Pr/Ex	Meets BRE Criteria			
34-42 Waterside EX2 8GU										
First	R1	Bedroom	13.27	13.23 99.71%	11.88 89.49%	0.90	YES			
	R2	Bathroom	<i>n/a - non-habitable</i>							
	R3	Living Room	25.52	24.02 94.15%	24.03 94.16%					
Second	R1	Bedroom	13.27	13.27 100.00%	12.52 94.30%	0.94	YES			
	R2	Bathroom	<i>n/a - non-habitable</i>							
	R3	Living Room	25.52	25.21 98.78%	25.21 98.78%					
Third	R1	Bedroom	13.27	13.27 100.00%	12.98 97.80%	0.98	YES			
	R2	Bathroom	<i>n/a - non-habitable</i>							
	R3	Living Room	25.52	25.20 98.77%	25.21 98.78%					
94-101 Waterside EX2 8GU										
Ground	R1	Living Room	22.51	22.51 100.00%	22.51 100.00%	1.00	YES			
	R2	Bedroom	8.58	8.42 98.16%	8.44 98.36%					
	R3	Bedroom	8.88	8.40 94.60%	8.42 94.83%					
First	R1	Living Room	22.51	22.51 100.00%	22.51 100.00%	1.00	YES			
	R2	Bedroom	8.58	8.42 98.16%	8.44 98.36%					
	R3	Bedroom	8.88	8.45 95.12%	8.46 95.29%					
Second	R1	Living Room	22.51	22.51 100.00%	22.51 100.00%	1.00	YES			
	R2	Bedroom	8.58	8.42 98.16%	8.44 98.36%					
	R3	Bedroom	8.88	8.45 95.18%	8.47 95.35%					
Third	R1	Living Room	22.51	22.51 100.00%	22.51 100.00%	1.00	YES			
	R2	Bedroom	8.58	8.42 98.16%	8.44 98.36%					
7-18 Chandlers Walk EX2 8BA										
Ground	R1	Unknown	9.16	9.16 100.00%	9.16 100.00%	1.00	YES			
	R3	Unknown	22.19	22.12 99.68%	14.85 66.94%					
	R4	Unknown	8.61	8.61 99.97%	8.61 99.97%					
	R5	Unknown	10.77	10.55 97.98%	10.53 97.79%					
	R6	Unknown	10.77	10.59 98.34%	10.59 98.33%					
	R7	Unknown	13.70	13.57 99.04%	12.49 91.15%					
	R8	Unknown	22.19	22.12 99.70%	16.91 76.20%					
	R9	Unknown	22.19	22.13 99.77%	16.14 72.76%					
	R11	Unknown	10.28	10.28 100.00%	10.28 100.00%					
	R13	Unknown	7.49	7.49 100.00%	7.49 100.00%					
	R14	Unknown	17.77	16.87 94.95%	10.92 61.46%					
	R15	Unknown	22.19	21.24 95.72%	14.01 63.16%					
	First	R1	Bedroom	9.62	9.49 98.60%			7.72 80.22%	0.81	YES
		R2	Bedroom	5.93	5.68 95.81%			5.47 92.29%		
		R3	Bedroom	9.62	9.48 98.50%			8.07 83.90%		
R4		Bedroom	5.93	5.58 94.08%	5.57 93.98%					
R5		Bedroom	10.37	9.97 96.19%	9.97 96.18%					
R6		Bedroom	10.77	10.33 95.90%	10.34 96.00%					
R7		Bedroom	10.77	10.34 96.02%	10.33 95.93%					
R8		Bedroom	10.27	9.89 96.25%	9.89 96.24%					
R9		Bedroom	5.93	5.67 95.65%	5.67 95.70%					
R10		Bedroom	9.62	9.49 98.61%	9.11 94.75%					

Table 2 - Daylight Distribution for surrounding buildings

Floor Ref.	Room Ref	Room Use	Room Area	Lit Area Existing	Lit Area Proposed	Pr/Ex	Meets BRE Criteria
	R11	Bedroom	9.62	9.47 98.48%	8.79 91.42%	0.93	YES
	R12	Bedroom	5.93	5.63 94.98%	5.60 94.51%	1.00	YES
	R13	Bedroom	12.93	12.50 96.66%	12.14 93.92%	0.97	YES
	R14	Bedroom	12.93	12.53 96.93%	11.78 91.08%	0.94	YES
	R15	Bedroom	13.99	13.58 97.09%	11.50 82.19%	0.85	YES
	R16	Bedroom	9.62	9.49 98.61%	7.37 76.56%	0.78	BELOW
	R17	Bedroom	5.93	5.64 95.21%	4.97 83.86%	0.88	YES
Second	R1	Bedroom	9.22	8.66 93.95%	8.38 90.94%	0.97	YES
	R2	Bedroom	9.57	8.91 93.08%	8.38 94.05%	0.94	YES
	R3	Bedroom	9.57	8.94 93.44%	8.63 90.19%	0.97	YES
	R4	Bedroom	9.13	8.59 94.09%	8.50 93.03%	0.99	YES
	R5	Bedroom	12.93	12.47 96.45%	12.46 96.39%	1.00	YES
	R6	Bedroom	12.93	12.48 96.54%	12.04 93.15%	0.96	YES
19-24 Chandlers Walk EX2 8BA							
Ground	R1	Living Room	14.40	14.29 99.21%	14.28 99.14%	1.00	YES
	R2	Living Room	14.30	14.28 99.84%	14.28 99.84%	1.00	YES
	R3	Living Room	12.84	12.83 99.97%	12.83 99.94%	1.00	YES
	R4	Living Room	22.19	22.01 99.22%	21.57 97.23%	0.98	YES
	R5	Living Room	18.59	18.39 98.93%	13.14 70.68%	0.71	BELOW
	R6	Living Room	22.19	22.08 99.51%	16.38 73.85%	0.74	BELOW
First	R1	Bedroom	10.80	10.36 95.86%	10.36 95.85%	1.00	YES
	R2	Bedroom	10.72	10.30 96.09%	10.29 95.92%	1.00	YES
	R3	Bedroom	9.63	9.29 96.53%	9.29 96.54%	1.00	YES
	R4	Bedroom	9.62	9.34 97.10%	8.87 92.19%	0.95	YES
	R5	Bedroom	5.93	5.64 95.16%	5.42 91.49%	0.96	YES
	R6	Bedroom	14.63	14.07 96.16%	11.43 78.09%	0.81	YES
	R7	Bedroom	5.93	5.61 94.60%	4.79 80.83%	0.85	YES
	R8	Bedroom	9.62	9.38 97.46%	7.37 76.57%	0.79	BELOW
Second	R1	Bedroom	9.60	9.04 94.13%	8.86 92.23%	0.98	YES
	R2	Bedroom	9.53	8.90 93.35%	8.70 91.24%	0.98	YES
	R3	Bedroom	8.56	8.08 94.42%	7.92 92.52%	0.98	YES
1-4 Maritime Court Haven Road EX2 8GP							
Ground	R1	Bedroom	8.33	8.24 98.92%	6.54 78.56%	0.79	BELOW
	R2	Bedroom	8.33	8.09 97.22%	6.85 82.34%	0.85	YES
First	R1	Bedroom	8.33	8.21 98.67%	7.27 87.29%	0.88	YES
	R2	Bedroom	8.33	8.10 97.26%	7.52 90.37%	0.93	YES
Second	R1	Bedroom	8.33	8.22 98.79%	7.80 93.70%	0.95	YES
	R2	Bedroom	8.33	8.20 98.50%	8.06 96.85%	0.98	YES
Third	R1	Bedroom	8.33	8.20 98.49%	8.17 98.14%	1.00	YES
	R2	Bedroom	8.33	8.20 98.53%	8.20 98.52%	1.00	YES

Table 2 - Daylight Distribution for surrounding buildings

Floor Ref.	Room Ref	Room Use	Room Area	Lit Area Existing	Lit Area Proposed	Pr/Ex	Meets BRE Criteria
5-9 Maritime Court Haven Road EX2 8GP							
Ground	R1	Living Room	16.80	16.74 99.65%	14.98 89.16%	0.89	YES
	R2	Living Room	16.80	16.70 99.43%	13.40 79.75%	0.80	YES
	R3	Living Room	13.49	13.38 99.15%	13.00 96.39%	0.97	YES
	R4	Living Room	14.22	14.08 98.98%	13.59 95.58%	0.97	YES
	R5	Living Room	13.93	13.26 95.16%	10.99 78.90%	0.83	YES
First	R1	Bedroom	15.03	14.85 98.80%	12.24 81.48%	0.82	YES
	R2	Bedroom	15.03	14.80 98.47%	12.94 86.11%	0.87	YES
	R3	Bedroom	10.02	9.87 98.44%	9.53 95.08%	0.97	YES
	R4	Bedroom	10.57	10.40 98.43%	10.31 97.57%	0.99	YES
	R5	Bedroom	10.35	9.94 96.09%	9.94 96.06%	1.00	YES
Second	R1	Bedroom	15.03	14.84 98.77%	12.94 86.14%	0.87	YES
	R2	Bedroom	15.03	14.80 98.48%	13.58 90.39%	0.92	YES
	R3	Bedroom	10.02	9.86 98.42%	9.81 97.88%	0.99	YES
	R4	Bedroom	10.57	10.37 98.17%	10.37 98.14%	1.00	YES
	R5	Bedroom	10.35	9.94 96.05%	9.94 96.08%	1.00	YES
14-15 Maritime Court Haven Road EX2 8GP							
Ground	R1	Garage					
	R2	Living Room	18.89	18.79 99.47%	18.80 99.55%	1.00	YES
	R3	Living Room	20.14	20.00 99.28%	17.32 85.99%	0.87	YES
First	R1	Bedroom	15.08	14.93 98.95%	13.58 90.04%	0.91	YES
	R2	Bedroom	16.12	15.76 97.74%	12.80 79.44%	0.81	YES
	R3	Unknown	8.05	7.78 96.59%	7.80 96.89%	1.00	YES
Second	R1	Bedroom	9.43	9.18 97.42%	9.17 97.30%	1.00	YES
	R2	Bedroom	16.12	15.80 98.03%	13.83 85.80%	0.88	YES
	R3	Unknown	8.05	7.77 96.55%	7.79 96.76%	1.00	YES
1 Diamond Road EX2 8DN							
Ground	R1	Dining room	9.75	9.02 92.51%	7.89 80.93%	0.87	YES
	R2	Kitchen	<i>small galley kitchen</i>				
First	R1	Bedroom	8.14	7.92 97.38%	6.85 84.20%	0.86	YES
	R2	Bathroom	<i>n/a - non-habitable</i>				
2 Diamond Road EX2 8DN							
Ground	R1	Kitchen	<i>small galley kitchen</i>				
	R2	Dining room	9.90	9.08 91.79%	8.32 84.11%	0.92	YES
First	R1	Bathroom	<i>n/a - non-habitable</i>				
	R2	Study	8.29	8.08 97.50%	7.05 85.02%	0.87	YES
3 Diamond Road EX2 8DN							
Ground	R1	Unknown	4.40	4.40 100.00%	4.40 100.00%	1.00	YES
	R3	Unknown	6.96	6.68 96.06%	4.81 69.20%	0.72	BELOW
First	R1	Unknown	8.23	7.99 97.09%	5.98 72.69%	0.75	BELOW
	R2	Bathroom	<i>n/a - non-habitable</i>				

Table 2 - Daylight Distribution for surrounding buildings

Floor Ref.	Room Ref	Room Use	Room Area	Lit Area Existing	Lit Area Proposed	Pr/Ex	Meets BRE Criteria
4 Diamond Road EX2 8DN							
Ground	R1	Unknown	5.68	5.36 94.38%	4.26 75.01%	0.79	BELOW
	R2	Unknown	4.92	4.92 100.00%	4.92 100.00%	1.00	YES
First	R1	Bathroom	<i>n/a - non-habitable</i>				
	R2	Unknown	8.20	7.97 97.11%	6.10 74.31%	0.77	BELOW
5 Diamond Road EX2 8DN							
Ground	R1	Kitchen	15.81	15.80 99.96%	15.66 99.11%	0.99	YES
First	R1	Bedroom	9.21	9.02 97.89%	7.58 82.23%	0.84	YES
	R2	Bathroom	<i>n/a - non-habitable</i>				
Second	R1	Bedroom	8.89	8.89 100.00%	8.64 97.14%	0.97	YES
	R2	Landing	<i>n/a - non-habitable</i>				
6 Diamond Road EX2 8DN							
Ground	R1	Unknown	<i>n/a - non-habitable</i>				
	R2	Kitchen	<i>small galley kitchen</i>				
	R3	Unknown	9.64	9.02 93.53%	6.76 70.10%	0.75	BELOW
First	R1	Unknown	<i>n/a - non-habitable</i>				
	R2	Unknown	8.03	7.81 97.28%	6.62 82.41%	0.85	YES
7 Diamond Road EX2 8DN							
Ground	R1	Unknown	13.61	11.33 83.25%	10.57 77.65%	0.93	YES
	R2	Kitchen	<i>small galley kitchen</i>				
	R3	Unknown	<i>n/a - non-habitable</i>				
First	R1	Bedroom	8.34	8.17 98.00%	7.83 93.85%	0.96	YES
	R2	Bathroom	<i>n/a - non-habitable</i>				
8 Diamond Road EX2 8DN							
Ground	R1	Unknown	10.07	10.02 99.51%	10.02 99.48%	1.00	YES
	R2	Hallway	<i>n/a - non-habitable</i>				
	R3	Unknown	6.62	6.56 99.03%	6.16 92.97%	0.94	YES
	R4	Unknown	4.43	4.43 100.00%	4.43 100.00%	1.00	YES
First	R1	Bathroom	<i>n/a - non-habitable</i>				
	R2	Unknown	8.18	7.96 97.25%	7.51 91.84%	0.94	YES
	R3	Unknown	13.70	13.43 98.06%	13.39 97.71%	1.00	YES
9 Diamond Road EX2 8DN							
Ground	R1	Hallway	<i>n/a - non-habitable</i>				
	R2	Unknown	10.44	10.38 99.38%	10.38 99.40%	1.00	YES
	R3	Unknown	10.17	9.33 91.67%	9.28 91.24%	1.00	YES
	R4	Kitchen	<i>small galley kitchen</i>				
First	R1	Unknown	14.07	13.81 98.11%	12.25 87.03%	0.89	YES
	R2	Unknown	8.56	8.36 97.60%	8.35 97.47%	1.00	YES
	R3	Bathroom	<i>n/a - non-habitable</i>				

Table 2 - Daylight Distribution for surrounding buildings

Floor Ref.	Room Ref	Room Use	Room Area	Lit Area Existing	Lit Area Proposed	Pr/Ex	Meets BRE Criteria	
16 Diamond Road EX2 8DN								
Ground	R1	Unknown	5.99	5.69 94.95%	5.69 94.96%	1.00	YES	
	R2	Unknown	10.31	8.92 86.53%	8.94 86.66%	1.00	YES	
First	R1	Bathroom	<i>n/a - non-habitable</i>					
	R2	Unknown	8.67	8.29 95.58%	8.28 95.43%	1.00	YES	
17 Diamond Road EX2 8DN								
Ground	R1	Unknown	10.63	9.55 89.89%	9.54 89.77%	1.00	YES	
	R2	Unknown	6.99	6.89 98.51%	6.89 98.52%	1.00	YES	
First	R1	Unknown	8.99	8.59 95.60%	8.58 95.45%	1.00	YES	
	R2	Bathroom	<i>n/a - non-habitable</i>					
18 Diamond Road EX2 8DN								
Ground	R1	Kitchen	<i>small galley kitchen</i>					
	R2	Unknown	10.65	10.25 96.16%	10.18 95.56%	0.99	YES	
	R3	Living Room	10.75	10.68 99.36%	10.67 99.24%	1.00	YES	
First	R1	Bathroom	<i>n/a - non-habitable</i>					
	R2	Unknown	9.02	8.86 98.31%	8.88 98.54%	1.00	YES	
	R3	Bedroom	14.42	14.14 98.04%	13.45 93.28%	0.95	YES	
7 Stream Court EX2 8DL								
Ground	R1	Unknown	6.95	6.92 99.57%	5.78 83.19%	0.84	YES	
	R2	Living Room	19.54	18.95 96.94%	14.59 74.63%	0.77	BELOW	
First	R1	Bedroom	5.81	5.69 98.02%	5.71 98.33%	1.00	YES	
	R2	Bedroom	8.23	8.15 99.05%	7.84 95.27%	0.96	YES	
8 Stream Court EX2 8DL								
Ground	R1	Living Room	19.54	19.40 99.24%	18.41 94.18%	0.95	YES	
	R2	Unknown	14.60	14.60 100.00%	14.60 100.00%	1.00	YES	
First	R1	Bedroom	8.23	8.14 98.94%	7.91 96.13%	0.97	YES	
	R2	Bedroom	5.81	5.68 97.87%	5.71 98.24%	1.00	YES	
9 Stream Court EX2 8DL								
Ground	R1	Study	10.30	10.23 99.37%	9.88 96.01%	0.97	YES	
	R2	Living Room	32.25	32.06 99.40%	22.43 69.56%	0.70	BELOW	
First	R1	Bedroom	5.81	5.70 98.13%	5.70 98.11%	1.00	YES	
	R2	Bedroom	8.23	8.04 97.65%	7.97 96.81%	0.99	YES	
10 Stream Court EX2 8DL								
Ground	R1	Unknown	11.99	11.99 100.00%	11.99 100.00%	1.00	YES	
	R2	Unknown	12.79	6.28 49.12%	4.26 33.34%	0.68	BELOW	
First	R1	Bedroom	8.23	8.03 97.59%	8.03 97.55%	1.00	YES	
	R2	Bedroom	5.81	5.66 97.49%	5.68 97.84%	1.00	YES	
11 Stream Court EX2 8DL								
Ground	R1	Living Room	18.68	18.50 99.01%	17.85 95.51%	0.96	YES	
First	R1	Bedroom	11.08	10.60 95.68%	10.61 95.72%	1.00	YES	

Table 2 - Daylight Distribution for surrounding buildings

Floor Ref.	Room Ref	Room Use	Room Area	Lit Area Existing	Lit Area Proposed	Pr/Ex	Meets BRE Criteria
12 Stream Court EX2 8DL							
Ground	R1	Living Room	18.68	18.31 97.99%	17.23 92.22%	0.94	YES
First	R1	Bedroom	11.08	10.31 93.06%	10.31 92.99%	1.00	YES
13 Stream Court EX2 8DL							
Ground	R1	Living Room	18.68	18.51 99.07%	16.47 88.15%	0.89	YES
First	R1	Bedroom	11.08	10.65 96.07%	10.65 96.08%	1.00	YES
14 Stream Court EX2 8DL							
Ground	R1	Unknown	6.81	6.81 100.00%	6.81 100.00%	1.00	YES
First	R1	Bedroom	11.08	10.65 96.10%	10.65 96.12%	1.00	YES



REV.	NOTES	DWN	DATE

- Notes:
- AMENITY AREA
 - >2H SUNLIGHT (EQUINOX)
 - <2H SUNLIGHT (EQUINOX)



DRAWN	-
CHECKED	-

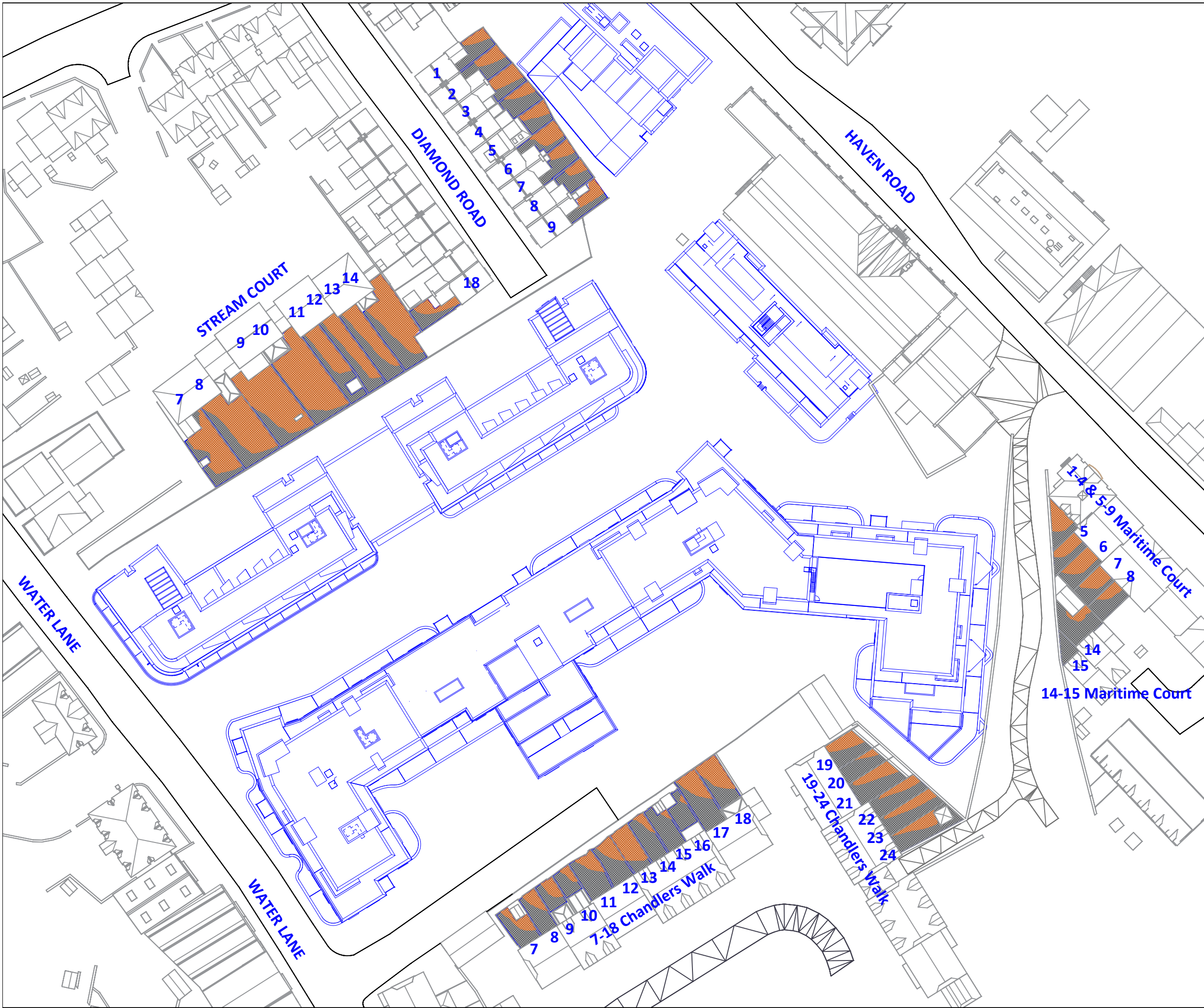
SCALE
NTS (A3 Sheet)

Haven Road, Exeter EX2

Haven Road, Exeter EX2
21st March
Existing

Job No	Rev	Drawing Number
2053/J	-	501

Date : 04.08.2022



REV.	NOTES	DWN	DATE

- Notes:
- AMENITY AREA
 - >2H SUNLIGHT (EQUINOX)
 - <2H SUNLIGHT (EQUINOX)



DRAWN	-
CHECKED	-

SCALE
NTS (A3 Sheet)

Haven Road, Exeter EX2

Neighbouring 2hr BRE Amenity
21st March
Proposed

Job No	Rev	Drawing Number
2053/J	-	502
Date : 04.08.2022		

Appendix C

Proposal Self-test Analysis:

Table 3 – Self-test ADF

Table 4 – Self-test Daylight

Room / Window Reference Plans

2h Sun on the ground amenity self-test

Table 3 - Self-test Daylight SDA

Floor Ref	Room Ref	Room Use	Room Area m2	Effective Area	Area Meeting Req Lux	% of Area Meeting Req Lux	Meets Criteria
BLOCK A							
Ground	R1	Bedroom	13.11	9.06	9.06	100%	YES
	R2	Living Room	25.99	19.90	19.90	100%	YES
	R3	Living Room	26.00	20.06	19.06	95%	YES
	R4	Bedroom	13.50	9.36	9.36	100%	YES
	R5	Bedroom	15.78	11.35	11.35	100%	YES
First	R1	Living Room	26.00	19.91	19.91	100%	YES
	R2	Bedroom	13.69	9.58	9.58	100%	YES
	R3	Living Room	28.70	21.76	15.11	69%	YES
	R4	Living Room	30.19	23.21	15.58	67%	YES
	R5	Bedroom	12.59	8.63	8.63	100%	YES
	R6	Bedroom	13.40	9.36	9.36	100%	YES
	R7	Living Room	24.84	19.21	19.21	100%	YES
	R8	Bedroom	11.99	8.20	8.20	100%	YES
	R9	Living Room	23.52	18.06	18.06	100%	YES
	R10	Living Room	23.43	18.04	18.04	100%	YES
	R11	Bedroom	15.29	10.78	10.78	100%	YES
	R12	Bedroom	13.05	9.02	9.02	100%	YES
BLOCK B							
Ground	R1	Bedroom	15.11	10.67	10.67	100%	YES
	R2	Bedroom	11.91	8.07	8.07	100%	YES
	R3	Living Room	29.74	23.23	23.23	100%	YES
	R4	Bedroom	13.93	9.77	9.77	100%	YES
	R5	Bedroom	14.03	9.80	9.80	100%	YES
	R6	Living Room	36.15	28.69	17.00	59%	YES
First	R1	Bedroom	17.99	12.55	12.55	100%	YES
	R2	Living Room	26.63	20.66	20.66	100%	YES
	R3	Bedroom	12.60	8.64	8.64	100%	YES
	R4	Living Room	25.48	18.55	11.73	63%	YES
	R5	Living Room	26.61	19.38	14.21	73%	YES
	R6	Bedroom	14.28	10.08	10.08	100%	YES
	R7	Bedroom	12.60	8.64	8.64	100%	YES
	R8	Living Room	25.47	18.54	12.85	69%	YES
	R9	Living Room	25.47	18.54	12.14	65%	YES
	R10	Bedroom	12.60	8.64	8.64	100%	YES
	R11	Living Room	27.68	21.71	21.71	100%	YES
	R12	Bedroom	18.02	12.57	12.57	100%	YES
BLOCK C							
Ground	R1	Living Room	23.55	17.61	17.61	100%	YES
	R2	Bedroom	9.89	6.48	6.48	100%	YES
	R3	Bedroom	10.55	7.00	7.00	100%	YES
	R4	Bedroom	13.08	9.04	9.04	100%	YES
	R5	Living Room	26.50	19.94	17.02	85%	YES
	R6	Bedroom	11.40	7.68	7.68	100%	YES
	R7	Living Room	25.68	18.99	18.72	99%	YES
	R8	Bedroom	13.50	9.36	9.36	100%	YES
	R9	Bedroom	10.88	7.28	7.28	100%	YES
	R10	Living Room	24.66	18.12	17.41	96%	YES
	R11	Bedroom	9.90	6.48	6.48	100%	YES
	R12	Bedroom	10.09	6.64	6.64	100%	YES
	R13	Living Room	23.59	17.98	17.98	100%	YES
	R14	Bedroom	11.40	7.68	7.68	100%	YES
	R15	Living Room	26.07	19.59	12.90	66%	YES
	R16	Bedroom	10.88	7.28	7.28	100%	YES
	R17	Living Room	29.87	22.76	11.48	50%	YES
	R18	Bedroom	10.55	7.01	7.01	100%	YES
	R19	Bedroom	15.63	11.21	11.21	100%	YES
	R20	Living Room	20.67	14.94	14.90	100%	YES
	R21	Living Room	20.67	14.94	14.86	99%	YES
	R22	Bedroom	14.40	10.14	10.14	100%	YES
	R23	Bedroom	11.40	7.68	7.68	100%	YES
	R24	Living Room	22.00	16.24	14.37	88%	YES
	R25	Bedroom	13.83	9.57	9.48	99%	YES
	R26	Bedroom	16.88	12.29	6.19	50%	YES
	R27	Living Room	23.88	17.73	11.46	65%	YES

Table 3 - Self-test Daylight SDA

Floor Ref	Room Ref	Room Use	Room Area m2	Effective Area	Area Meeting Req Lux	% of Area Meeting Req Lux	Meets Criteria
	R28	Bedroom	11.40	7.68	7.68	100%	YES
	R29	Living Room	20.67	14.95	8.46	57%	YES
	R30	Bedroom	14.40	10.14	10.14	100%	YES
	R31	Living Room	20.66	14.93	14.93	100%	YES
	R32	Bedroom	14.40	10.14	10.14	100%	YES
	R33	Bedroom	14.57	10.22	10.22	100%	YES
	R34	Living Room	22.67	16.79	16.71	100%	YES
	R35	Bedroom	10.20	6.72	6.72	100%	YES
	R36	Bedroom	13.50	9.36	9.36	100%	YES
	R37	Living Room	25.68	18.99	13.63	72%	YES
	R38	Living Room	27.87	21.68	21.68	100%	YES
	R39	Bedroom	14.39	9.63	9.63	100%	YES
	R40	Bedroom	8.68	5.54	5.54	100%	YES
	R41	Living Room	29.78	23.44	23.44	100%	YES
	R42	Bedroom	13.50	9.36	9.36	100%	YES
	R43	Living Room	25.72	19.43	19.43	100%	YES
	R44	Bedroom	13.50	9.36	9.36	100%	YES
	R45	Living Room	27.11	20.51	12.18	59%	YES
	R46	Bedroom	11.40	7.68	7.68	100%	YES
	R47	Bedroom	13.50	9.36	9.36	100%	YES
	R48	Living Room	25.68	18.99	15.98	84%	YES
	R49	Bedroom	10.88	7.28	7.28	100%	YES
	R50	Living Room	26.09	19.61	11.38	58%	YES
	R51	Bedroom	11.40	7.68	7.68	100%	YES
	R52	Bedroom	13.50	9.36	9.36	100%	YES
	R53	Living Room	27.09	20.49	10.47	51%	YES
	R54	Bedroom	11.40	7.68	7.68	100%	YES
	R55	Living Room	25.68	18.99	9.94	52%	YES
	R56	Bedroom	14.52	9.91	5.61	57%	YES
	R57	Bedroom	12.96	8.81	5.36	61%	YES
	R58	Living Room	20.68	14.94	8.49	57%	YES
	R59	Bedroom	14.39	10.13	10.13	100%	YES
	R60	Living Room	20.69	14.96	8.00	54%	YES
	R61	Bedroom	13.83	9.57	9.57	100%	YES
	R62	Living Room	22.00	16.24	8.35	51%	YES
	R63	Bedroom	11.40	7.68	7.68	100%	YES
	R64	Bedroom	14.40	10.14	10.14	100%	YES
	R65	Living Room	20.68	14.95	8.08	54%	YES
	R66	Living Room	20.74	15.40	11.19	73%	YES
	R67	Bedroom	14.40	10.14	10.14	100%	YES
	R68	Bedroom	11.40	7.68	7.68	100%	YES
	R69	Living Room	22.00	16.24	8.91	55%	YES
	R70	Bedroom	13.83	9.57	9.57	100%	YES
	R71	Living Room	20.67	14.94	8.31	56%	YES
	R72	Bedroom	14.40	10.14	10.14	100%	YES
	R73	Living Room	24.62	18.50	9.58	52%	YES
	R74	Bedroom	17.11	12.45	7.96	64%	YES
First	R1	Living Room	23.55	17.61	17.61	100%	YES
	R2	Bedroom	9.89	6.48	6.48	100%	YES
	R3	Bedroom	10.55	7.00	7.00	100%	YES
	R4	Bedroom	13.08	9.04	9.04	100%	YES
	R5	Living Room	26.50	19.94	19.94	100%	YES
	R6	Bedroom	11.40	7.68	7.68	100%	YES
	R7	Living Room	25.68	18.99	18.99	100%	YES
	R8	Bedroom	13.50	9.36	9.36	100%	YES
	R9	Bedroom	10.88	7.28	7.28	100%	YES
	R10	Living Room	24.66	18.12	18.12	100%	YES
	R11	Bedroom	9.90	6.48	6.48	100%	YES
	R12	Bedroom	10.09	6.64	6.64	100%	YES
	R13	Living Room	23.59	17.98	17.98	100%	YES
	R14	Bedroom	11.40	7.68	7.68	100%	YES
	R15	Living Room	26.07	19.59	18.09	92%	YES
	R16	Bedroom	10.88	7.28	7.28	100%	YES
	R17	Living Room	26.65	20.65	20.65	100%	YES
	R18	Bedroom	15.75	11.31	10.09	89%	YES
	R19	Living Room	26.78	19.96	14.18	71%	YES
	R20	Bedroom	12.98	8.99	8.99	100%	YES
	R21	Bedroom	7.61	4.65	4.65	100%	YES
	R22	Living Room	38.58	30.15	14.95	50%	YES
	R23	Living Room	38.58	30.15	15.10	50%	YES
	R24	Bedroom	7.61	4.65	4.65	100%	YES

Table 3 - Self-test Daylight SDA

Floor Ref	Room Ref	Room Use	Room Area m2	Effective Area	Area Meeting Req Lux	% of Area Meeting Req Lux	Meets Criteria
	R25	Bedroom	12.98	8.99	8.99	100%	YES
	R26	Living Room	24.86	18.33	15.16	83%	YES
	R27	Bedroom	11.26	7.56	7.56	100%	YES
	R28	Bedroom	14.10	9.84	9.31	95%	YES
	R29	Living Room	25.86	19.20	14.60	76%	YES
	R30	Bedroom	9.66	6.27	6.27	100%	YES
	R31	Living Room	24.23	18.53	18.53	100%	YES
	R32	Bedroom	10.93	7.21	7.21	100%	YES
	R33	Bedroom	10.93	7.21	7.21	100%	YES
	R34	Living Room	24.23	18.53	18.53	100%	YES
	R35	Bedroom	9.66	6.27	6.27	100%	YES
	R36	Living Room	25.86	19.20	13.51	70%	YES
	R37	Bedroom	14.10	9.84	9.23	94%	YES
	R38	Bedroom	11.26	7.56	7.56	100%	YES
	R39	Living Room	24.86	18.33	14.32	78%	YES
	R40	Bedroom	12.98	8.99	8.99	100%	YES
	R41	Bedroom	7.61	4.65	4.65	100%	YES
	R42	Living Room	38.58	30.15	15.16	50%	YES
	R43	Living Room	38.58	30.15	15.52	51%	YES
	R44	Bedroom	7.61	4.65	4.65	100%	YES
	R45	Living Room	18.55	13.12	13.07	100%	YES
	R46	Bedroom	9.66	6.20	6.20	100%	YES
	R47	Bedroom	8.75	5.56	5.56	100%	YES
	R48	Bedroom	13.20	8.89	8.89	100%	YES
	R49	Living Room	33.77	27.21	27.21	100%	YES
	R50	Bedroom	9.06	5.78	5.78	100%	YES
	R51	Bedroom	7.64	4.68	4.68	100%	YES
	R52	Living Room	38.65	30.22	15.42	51%	YES
	R53	Living Room	38.58	30.15	14.83	49%	BELOW
	R54	Bedroom	7.61	4.65	4.65	100%	YES
	R55	Living Room	26.59	19.85	19.85	100%	YES
	R56	Bedroom	15.64	11.20	11.20	100%	YES
	R57	Bedroom	14.06	9.45	7.80	83%	YES
	R58	Living Room	22.91	16.43	10.28	63%	YES
	R59	Bedroom	10.20	6.72	6.72	100%	YES
	R60	Living Room	23.66	17.19	16.61	97%	YES
	R61	Bedroom	10.50	6.96	6.96	100%	YES
	R62	Bedroom	11.41	7.70	7.70	100%	YES
	R63	Bedroom	15.03	10.76	10.76	100%	YES
	R64	Bedroom	17.98	12.95	12.95	100%	YES
	R65	Living Room	27.70	21.29	21.29	100%	YES
	R66	Bedroom	13.50	9.36	9.36	100%	YES
	R67	Living Room	27.11	20.51	19.77	96%	YES
	R68	Bedroom	11.40	7.68	7.68	100%	YES
	R69	Bedroom	13.50	9.36	9.36	100%	YES
	R70	Living Room	25.68	18.99	18.99	100%	YES
	R71	Bedroom	10.88	7.28	7.28	100%	YES
	R72	Living Room	26.09	19.61	19.02	97%	YES
	R73	Bedroom	11.40	7.68	7.68	100%	YES
	R74	Living Room	28.02	21.15	16.07	76%	YES
	R75	Bedroom	10.80	7.20	7.20	100%	YES
	R76	Bedroom	8.78	5.37	5.37	100%	YES
	R77	Living Room	25.04	18.62	10.93	59%	YES
	R78	Bedroom	11.40	7.68	7.68	100%	YES
	R79	Bedroom	10.88	7.28	7.28	100%	YES
	R80	Bedroom	10.20	6.72	6.72	100%	YES
	R81	Bedroom	10.20	6.72	6.72	100%	YES
	R82	Bedroom	10.88	7.28	7.28	100%	YES
	R83	Living Room	42.47	34.08	21.15	62%	YES
	R84	Bedroom	11.13	7.38	7.38	100%	YES
	R85	Living Room	26.01	19.27	11.06	57%	YES
	R86	Bedroom	12.36	8.45	8.45	100%	YES
	R87	Bedroom	10.55	7.00	7.00	100%	YES
	R88	Bedroom	9.89	6.48	6.48	100%	YES
	R89	Living Room	23.55	17.60	17.60	100%	YES
	R90	Bedroom	16.90	12.27	12.27	100%	YES
	R91	Living Room	30.08	22.83	12.82	56%	YES
	R92	Bedroom	13.50	9.36	9.36	100%	YES
	R93	Living Room	25.67	18.98	11.20	59%	YES
	R94	Bedroom	10.88	7.28	7.28	100%	YES
	R95	Bedroom	10.20	6.72	6.72	100%	YES

Table 3 - Self-test Daylight SDA

Floor Ref	Room Ref	Room Use	Room Area m2	Effective Area	Area Meeting Req Lux	% of Area Meeting Req Lux	Meets Criteria
	R96	Bedroom	10.20	6.72	6.72	100%	YES
	R97	Bedroom	10.88	7.28	7.28	100%	YES
	R98	Living Room	25.68	18.99	11.52	61%	YES
	R99	Bedroom	13.50	9.36	9.36	100%	YES
	R100	Living Room	25.67	18.98	10.26	54%	YES
	R101	Bedroom	13.50	9.36	9.36	100%	YES
	R102	Bedroom	13.50	9.36	9.36	100%	YES
	R103	Living Room	25.68	18.98	12.92	68%	YES
	R104	Bedroom	13.50	9.36	9.36	100%	YES
	R105	Living Room	25.68	18.99	12.92	68%	YES
	R106	Bedroom	10.88	7.28	7.28	100%	YES
	R107	Bedroom	10.20	6.72	6.72	100%	YES
	R108	Bedroom	10.20	6.72	6.72	100%	YES
	R109	Bedroom	10.88	7.28	7.28	100%	YES
	R110	Living Room	25.68	18.99	11.52	61%	YES
	R111	Bedroom	13.50	9.36	9.36	100%	YES
	R112	Living Room	30.29	23.33	12.75	55%	YES
	R113	Bedroom	17.11	12.45	12.45	100%	YES
BLOCK D							
Ground	R1	Living Room	13.10	9.10	9.10	100%	YES
	R2	Living Room	13.09	9.10	9.10	100%	YES
	R3	Living Room	13.09	9.10	9.10	100%	YES
	R4	Living Room	13.09	9.10	9.10	100%	YES
	R5	K/D	27.02	20.95	20.95	100%	YES
	R6	Living Room	13.09	9.10	9.10	100%	YES
	R7	Living Room	13.09	9.10	9.10	100%	YES
	R8	Living Room	13.09	9.10	9.10	100%	YES
	R9	Living Room	13.09	9.10	9.10	100%	YES
	R10	Living Room	13.09	9.10	8.94	98%	YES
	R11	Living Room	13.09	9.10	8.11	89%	YES
	R12	Living Room	13.09	9.10	7.28	80%	YES
	R13	Living Room	13.09	9.10	6.87	75%	YES
	R14	Living Room	13.09	9.10	6.12	67%	YES
	R15	Living Room	13.09	9.10	6.12	67%	YES
	R16	Living Room	13.09	9.10	6.21	68%	YES
	R17	Living Room	13.09	9.10	5.96	65%	YES
	R18	Living Room	13.09	9.10	4.47	49%	BELOW
	R19	Living Room	13.09	9.10	4.39	48%	BELOW
	R20	Living Room	13.09	9.10	4.22	46%	BELOW
	R21	Living Room	13.09	9.10	4.14	45%	BELOW
	R22	Living Room	13.09	9.10	4.14	45%	BELOW
	R23	Living Room	13.09	9.10	4.14	45%	BELOW
	R24	Living Room	13.09	9.10	4.14	45%	BELOW
	R25	Living Room	13.09	9.10	4.14	45%	BELOW
	R26	Living Room	13.09	9.10	4.14	45%	BELOW
	R27	Living Room	13.09	9.10	4.14	45%	BELOW
	R28	Ancillary K/D	20.06	14.84	4.21	28%	BELOW
	R29	Communal Lounge	251.29	232.60	143.22	62%	YES
First	R1	Living Room	13.10	9.10	9.10	100%	YES
	R2	Living Room	13.09	9.10	9.10	100%	YES
	R3	Living Room	13.09	9.10	9.10	100%	YES
	R4	Living Room	13.09	9.10	9.10	100%	YES
	R5	Communal Lounge	27.02	20.95	20.95	100%	YES
	R6	Living Room	13.09	9.10	9.10	100%	YES
	R7	Living Room	13.09	9.10	9.10	100%	YES
	R8	Living Room	13.09	9.10	9.10	100%	YES
	R9	Living Room	13.09	9.10	9.10	100%	YES
	R10	Living Room	13.09	9.10	9.10	100%	YES
	R11	Living Room	13.09	9.10	8.86	97%	YES
	R12	Living Room	13.09	9.10	8.77	96%	YES
	R13	Living Room	13.09	9.10	8.52	94%	YES
	R14	Living Room	13.09	9.10	8.36	92%	YES
	R15	Living Room	13.09	9.10	8.44	93%	YES
	R16	Living Room	13.09	9.10	8.61	95%	YES
	R17	Living Room	13.09	9.10	9.10	100%	YES
	R18	K/D	56.06	47.18	46.91	99%	YES
	R19	Living Room	13.09	9.10	9.10	100%	YES
	R20	Living Room	13.09	9.10	9.10	100%	YES
	R21	Living Room	13.09	9.10	7.61	84%	YES

Table 3 - Self-test Daylight SDA

Floor Ref	Room Ref	Room Use	Room Area m2	Effective Area	Area Meeting Req Lux	% of Area Meeting Req Lux	Meets Criteria
	R22	Living Room	13.09	9.10	9.02	99%	YES
	R23	Living Room	13.09	9.10	9.10	100%	YES
	R24	Living Room	13.05	9.07	9.07	100%	YES
	R25	Living Room	13.04	9.06	9.06	100%	YES
	R26	Living Room	13.09	9.10	9.10	100%	YES
	R27	Living Room	13.09	9.10	8.99	99%	YES
	R28	Living Room	14.39	9.92	9.14	92%	YES
	R29	Living Room	12.02	8.03	6.52	81%	YES
	R30	Living Room	13.04	9.05	9.05	100%	YES
	R31	Living Room	12.89	8.93	8.93	100%	YES
	R32	K/D	56.04	47.17	47.17	100%	YES
	R33	Living Room	13.09	9.10	9.10	100%	YES
	R34	Living Room	13.09	9.10	8.94	98%	YES
	R35	Living Room	13.09	9.10	8.94	98%	YES
	R36	Living Room	13.09	9.10	8.86	97%	YES
	R37	Living Room	13.09	9.10	8.61	95%	YES
	R38	Living Room	13.09	9.10	8.61	95%	YES
	R39	Living Room	13.09	9.10	8.52	94%	YES
	R40	Living Room	13.09	9.10	8.61	95%	YES
	R41	Living Room	13.09	9.10	8.61	95%	YES
	R42	Living Room	13.09	9.10	8.77	96%	YES
	R43	Living Room	13.09	9.10	8.94	98%	YES
	R44	Living Room	13.09	9.10	9.10	100%	YES
	R45	Communal Lounge	29.01	22.73	22.73	100%	YES
	R46	Living Room	13.09	9.10	9.10	100%	YES
	R47	Living Room	13.09	9.10	9.10	100%	YES
	R48	Living Room	13.09	9.10	9.10	100%	YES
	R49	Living Room	13.09	9.10	9.10	100%	YES
	R50	Living Room	18.48	13.12	8.13	62%	YES
	R51	Living Room	24.92	18.38	13.33	73%	YES
	R52	Living Room	12.26	7.94	6.60	83%	YES
	R53	Living Room	13.09	9.10	9.10	100%	YES
	R54	Living Room	13.09	9.10	9.10	100%	YES
	R55	Living Room	13.09	9.10	9.10	100%	YES
	R56	Living Room	13.09	9.10	9.10	100%	YES
	R57	Living Room	13.09	9.10	9.02	99%	YES
	R58	Living Room	13.08	9.09	8.94	98%	YES
	R59	Living Room	13.08	9.09	9.09	100%	YES

Table 4 - Self-test Sunlight Exposure

Floor Ref	Room Ref	Room Attribute	Room Use	Window Ref	Window Orientation	Proposed Sunlight Exposure (Hours)	Rating
BLOCK A							
Ground	R1	A001	Bedroom	W1	26°N	0.8	Below
Ground	R2	A001	Living Room	W2	26°N	0.7	
				W3	315°N	1.1	
						1.8	Minimum
Ground	R3	A002	Living Room	W4	315°N	1.4	
						1.4	Below
Ground	R4	A002	Bedroom	W5	315°N	1.1	
						1.1	Below
Ground	R5	A002	Bedroom	W6	315°N	1	
						1	Below
First	R1	A101	Living Room	W1	26°N	0.9	
				W2	315°N	1	
				W3	225°	6.8	
						7.7	High
First	R12	A101	Bedroom	W15	26°N	0.9	
						0.9	Below
First	R2	A106	Bedroom	W4	315°N	2.2	
						2.2	Minimum
First	R3	A106	Living Room	W5	315°N	0	
						0	Below
First	R4	A105	Living Room	W6	135°	7.3	
						7.3	High
First	R5	A105	Bedroom	W7	135°	5	
						5	High
First	R6	A104	Bedroom	W8	135°	5.6	
						5.6	High
First	R7	A104	Living Room	W9	135°	6	
				W10	45°N	1.8	
						6	High
First	R8	A103	Bedroom	W11	45°N	2.3	
						2.3	Minimum
First	R9	A103	Living Room	W12	45°N	1.9	
						1.9	Minimum
First	R10	A102	Living Room	W13	45°N	2.3	
						2.3	Minimum
First	R11	A102	Bedroom	W14	26°N	0.9	
						0.9	Below
BLOCK B							
Ground	R1	B002	Bedroom	W1	135°	4.8	
						4.8	High
Ground	R2	B002	Bedroom	W2	135°	4.9	
						4.9	High
Ground	R3	B002	Living Room	W3	135°	5.9	
				W4	135°	5.6	
				W5	225°	3.1	
						6.1	High
Ground	R4	B001	Bedroom	W6	225°	4	
						4	Medium
Ground	R5	B001	Bedroom	W7	225°	4.6	
						4.6	High
Ground	R6	B001	Living Room	W8	225°	5.2	
						5.2	High
First	R1	B106	Bedroom	W1	135°	5.6	
				W2	135°	5	
						6.7	High
First	R2	B106	Living Room	W3	135°	7	
				W4	135°	6.3	
				W5	225°	4.7	
						7.4	High
First	R3	B105	Bedroom	W6	225°	4.5	
						4.5	High
First	R4	B105	Living Room	W7	225°	6.4	
						6.4	High
First	R5	B104	Living Room	W8	225°	6.8	
						6.8	High
First	R6	B104	Bedroom	W9	225°	6.6	
						6.6	High
First	R7	B103	Bedroom	W10	225°	5.2	
						5.2	High
First	R8	B103	Living Room	W11	225°	5.5	
						5.5	High
First	R9	B102	Living Room	W12	225°	5	
						5	High
First	R10	B102	Bedroom	W13	225°	5	
						5	High
First	R11	B101	Living Room	W14	225°	5	
				W15	315°N	0.8	
				W16	315°N	2	
						6.8	High
First	R12	B101	Bedroom	W17	315°N	0.1	
				W18	315°N	1.9	
						1.9	Minimum

Table 4 - Self-test Sunlight Exposure

Floor Ref	Room Ref	Room Attribute	Room Use	Window Ref	Window Orientation	Proposed Sunlight Exposure (Hours)	Rating
BLOCK C							
Ground	R1	C031	Living Room	W1	342°N	0.3	High
				W2	342°N	0.3	
				W3	252°	5.1	
Ground	R2	C031	Bedroom	W4	252°	5.3	High
				W5	252°	5	
Ground	R3	C031	Bedroom	W6	252°	4.5	High
						4.5	
Ground	R4	C030	Bedroom	W7	252°	4.2	High
						4.2	
Ground	R5	C030	Living Room	W8	238°	5.4	High
						5.4	
Ground	R6	C030	Bedroom	W9	238°	6.1	High
						6.1	
Ground	R7	C029	Living Room	W10	238°	6.2	High
						6.2	
Ground	R8	C029	Bedroom	W11	238°	6.2	High
						6.2	
Ground	R9	C028	Bedroom	W12	238°	6.2	High
						6.2	
Ground	R10	C028	Living Room	W13	238°	6.2	High
						6.2	
Ground	R11	C027	Bedroom	W14	238°	6.2	High
						6.2	
Ground	R12	C027	Bedroom	W15	238°	6.2	High
				W16	148°	8.2	
						9.5	
Ground	R13	C027	Living Room	W17	148°	8.2	High
				W18	58°N	3.1	
						8.2	
Ground	R14	C026	Bedroom	W19	148°	6.2	High
				W20	58°N	3.1	
						6.2	
Ground	R15	C026	Living Room	W21	58°N	3.1	Medium
						3.1	
Ground	R16	C026	Bedroom	W22	58°N	3.1	Medium
						3.1	
Ground	R17	C025	Living Room	W23	148°	3.4	Medium
						3.4	
Ground	R18	C025	Bedroom	W24	148°	4	Medium
						4	
Ground	R19	C024	Bedroom	W25	148°	4.6	High
						4.6	
Ground	R20	C024	Living Room	W26	148°	5.2	High
						5.2	
Ground	R21	C023	Living Room	W27	148°	5.5	High
						5.5	
Ground	R22	C023	Bedroom	W28	148°	5.5	High
						5.5	
Ground	R23	C022	Bedroom	W29	148°	5.4	High
						5.4	
Ground	R24	C022	Living Room	W30	148°	5.1	High
						5.1	
Ground	R25	C022	Bedroom	W31	148°	4.5	High
						4.5	
Ground	R26	C021	Bedroom	W32	148°	3.3	Medium
						3.3	
Ground	R27	C021	Living Room	W33	148°	4.2	High
						4.2	
Ground	R28	C021	Bedroom	W34	148°	5.1	High
						5.1	
Ground	R29	C020	Living Room	W35	148°	6.2	High
						6.2	
Ground	R30	C020	Bedroom	W36	148°	6.7	High
						6.7	
Ground	R31	C019	Living Room	W37	148°	7.6	High
						7.6	
Ground	R32	C019	Bedroom	W38	148°	7.8	High
						7.8	
Ground	R33	C018	Bedroom	W39	148°	7.7	High
						7.7	
Ground	R34	C018	Living Room	W40	148°	7.4	High
						7.4	
Ground	R35	C018	Bedroom	W41	148°	6.2	High
						6.2	
Ground	R36	C017	Bedroom	W42	275°N	4.5	High
						4.5	
Ground	R37	C017	Living Room	W43	275°N	4.5	High
						4.5	
Ground	R38	C016	Living Room	W44	275°N	4.3	High
				W45	221°	6.7	
						7.1	
Ground	R39	C016	Bedroom	W46	221°	6.6	High
						6.6	

Table 4 - Self-test Sunlight Exposure

Floor Ref	Room Ref	Room Attribute	Room Use	Window Ref	Window Orientation	Proposed Sunlight Exposure (Hours)	Rating
Ground	R40	C015	Bedroom	W47 W48	221° 136°	6.7	High
						7.3	
Ground	R41	C015	Living Room	W49 W50	136° 95°	8.9	High
						7.3	
First	R62	C015	Bedroom	W71 W72	- 136°	4.9	High
						7.3	
First	R63	C015	Bedroom	W73 W74	136° 95°	-	High
						7.3	
Ground	R42	C014	Bedroom	W51	95°	5	High
						4.8	
Ground	R43	C014	Living Room	W52	95°	4.8	High
						5	
Ground	R44	C013	Bedroom	W53	95°	5	High
						5	
Ground	R45	C013	Living Room	W54	95°	2	Minimum
						2	
Ground	R46	C013	Bedroom	W55	95°	1.7	Minimum
						1.7	
Ground	R47	C012	Bedroom	W56	95°	3.1	Medium
						3.1	
Ground	R48	C012	Living Room	W57	95°	4	Medium
						4	
Ground	R49	C011	Bedroom	W58	95°	5	High
						5	
Ground	R50	C011	Living Room	W59	95°	2.3	Minimum
						2.3	
Ground	R51	C011	Bedroom	W60 W61	95° 5°N	2.5	Minimum
						0	
Ground	R52	C010	Bedroom	W62	5°N	2.5	Minimum
						0	
Ground	R53	C010	Living Room	W63	5°N	0	Below
						0	
Ground	R54	C010	Bedroom	W64	5°N	0	Below
						0	
Ground	R55	C009	Living Room	W65	5°N	0	Below
						0	
Ground	R56	C009	Bedroom	W66	5°N	0	Below
						0	
Ground	R57	C008	Bedroom	W67	315°N	1.4	Below
						1.4	
Ground	R58	C008	Living Room	W68	328°N	1.4	Below
						1.4	
Ground	R59	C007	Bedroom	W69	328°N	1.4	Below
						1.4	
Ground	R60	C007	Living Room	W70	328°N	1.2	Below
						1.2	
Ground	R61	C006	Bedroom	W71	328°N	1	Below
						1	
Ground	R62	C006	Living Room	W72	328°N	1.2	Below
						1.2	
Ground	R63	C006	Bedroom	W73	328°N	0.8	Below
						0.8	
Ground	R64	C005	Bedroom	W74	328°N	1.3	Below
						1.3	
Ground	R65	C005	Living Room	W75	328°N	0.3	Below
						0.3	
Ground	R66	C004	Living Room	W76	328°N	0.8	Below
						0.8	
Ground	R67	C004	Bedroom	W77	328°N	0.8	Below
						0.8	
Ground	R68	C003	Bedroom	W78	328°N	0.7	Below
						0.7	
Ground	R69	C003	Living Room	W79	328°N	0.7	Below
						0.7	
Ground	R70	C003	Bedroom	W80	328°N	0.5	Below
						0.5	
Ground	R71	C002	Living Room	W81	328°N	0.4	Below
						0.4	
Ground	R72	C002	Bedroom	W82	328°N	0.1	Below
						0.1	
Ground	R73	C001	Living Room	W83	328°N	0	Below
						0	
Ground	R74	C001	Bedroom	W84	342°N	0	Below
						0	
First	R1	C142	Living Room	W1 W2 W3	342°N 342°N 252°	0.3	Medium
						0.3	
						3.4	
First	R2	C142	Bedroom	W4 W5	252° 252°	5.4	High
						5.3	
						5.4	
First	R3	C142	Bedroom	W6	252°	5.5	High
						5.5	

Table 4 - Self-test Sunlight Exposure

Floor Ref	Room Ref	Room Attribute	Room Use	Window Ref	Window Orientation	Proposed Sunlight Exposure (Hours)	Rating
First	R4	C141	Bedroom	W7	252°	5.3	
						5.3	High
First	R5	C141	Living Room	W8	238°	4.6	
						4.6	High
First	R6	C141	Bedroom	W9	238°	6.2	
						6.2	High
First	R7	C140	Living Room	W10	238°	6.2	
						6.2	High
First	R8	C140	Bedroom	W11	238°	6.2	
						6.2	High
First	R9	C139	Bedroom	W12	238°	6.2	
						6.2	High
First	R10	C139	Living Room	W13	238°	6.2	
						6.2	High
First	R11	C138	Bedroom	W14	238°	6.2	
						6.2	High
First	R12	C138	Bedroom	W15	238°	6.2	
				W16	148°	8.2	
						9.5	High
First	R13	C138	Living Room	W17	148°	8.2	
				W18	58°N	3.1	
						8.2	High
First	R14	C137	Bedroom	W19	148°	6.2	
				W20	58°N	3.1	
						6.2	High
First	R15	C137	Living Room	W21	58°N	3.1	
						3.1	Medium
First	R16	C137	Bedroom	W22	58°N	3.1	
						3.1	Medium
First	R17	C136	Living Room	W23	58°N	3.1	
						3.1	Medium
First	R18	C136	Bedroom	W129	58°N	3.1	
						3.1	Medium
First	R19	C135	Living Room	W24	148°	3.4	
						3.4	Medium
First	R20	C135	Bedroom	W25	148°	2	
						2	Minimum
First	R21	C103	Bedroom	W26	148°	2	
						2	Minimum
First	R22	C103	Living Room	W27	148°	2	
						2	Minimum
First	R108	C103	Bedroom	W123	328°N	0.7	
						0.7	Below
First	R109	C103	Bedroom	W124	328°N	0.5	
						0.5	Below
First	R23	C104	Living Room	W28	148°	2	
						2	Minimum
First	R24	C104	Bedroom	W29	148°	1.9	
						1.9	Minimum
First	R106	C104	Bedroom	W122	328°N	0.8	
						0.8	Below
First	R107	C104	Bedroom	W121	328°N	0.7	
						0.7	Below
First	R25	C134	Bedroom	W30	148°	1	
						1	Below
First	R26	C134	Living Room	W31	148°	5.8	
						5.8	High
First	R27	C134	Bedroom	W32	148°	5.1	
						5.1	High
First	R28	C133	Bedroom	W33	238°	4.6	
						4.6	High
First	R29	C133	Living Room	W34	238°	4.6	
						4.6	High
First	R30	C132	Bedroom	W35	238°	4.6	
						4.6	High
First	R31	C132	Living Room	W36	238°	4.7	
				W37	148°	8.2	
						8.2	High
First	R32	C132	Bedroom	W38	148°	8.2	
						8.2	High
First	R33	C131	Bedroom	W39	148°	8.2	
						8.2	High
First	R34	C131	Living Room	W40	148°	8.2	
				W41	58°N	3.1	
						8.2	High
First	R35	C131	Bedroom	W42	58°N	3.1	
						3.1	Medium
First	R36	C130	Living Room	W43	58°N	3.1	
						3.1	Medium
First	R37	C130	Bedroom	W44	58°N	3.1	
						3.1	Medium
First	R38	C129	Bedroom	W45	148°	3.4	
						3.4	Medium
First	R39	C129	Living Room	W46	148°	4.7	
						4.7	High
First	R40	C129	Bedroom	W47	148°	2	
						2	Minimum

Table 4 - Self-test Sunlight Exposure

Floor Ref	Room Ref	Room Attribute	Room Use	Window Ref	Window Orientation	Proposed Sunlight Exposure (Hours)	Rating
First	R41	C109	Bedroom	W48	148°	2	Minimum
First	R42	C109	Living Room	W49	148°	2	Minimum
First	R96	C109	Bedroom	W111	328°N	0.8	Below
First	R97	C109	Bedroom	W112	328°N	1.1	Below
First	R43	C110	Living Room	W50	148°	1.9	Minimum
First	R44	C110	Bedroom	W51	148°	1.7	Minimum
First	R94	C110	Bedroom	W109	328°N	1.2	Below
First	R95	C110	Bedroom	W110	328°N	1.4	Below
First	R45	C128	Living Room	W52	148°	1.2	Below
First	R46	C128	Bedroom	W53	148°	7.6	High
First	R47	C128	Bedroom	W54	148°	6.2	High
First	R48	C127	Bedroom	W55	225°	5.9	High
First	R49	C127	Living Room	W56	225°	6.2	High
First	R50	C127	Bedroom	W58	185°	0	Below
First	R51	C116	Bedroom	W60	185°	0	Below
First	R52	C116	Living Room	W59	185°	0	Below
First	R81	C116	Bedroom	W94	5°N	0	Below
First	R82	C116	Bedroom	W95	5°N	0	Below
First	R53	C117	Living Room	W61	185°	0	Below
First	R54	C117	Bedroom	W62	185°	0	Below
First	R79	C117	Bedroom	W92	5°N	0	Below
First	R80	C117	Bedroom	W93	5°N	0	Below
First	R55	C126	Living Room	W63	185°	5.6	High
First	R56	C126	Bedroom	W64	185°	4.8	High
First	R57	C125	Bedroom	W65	275°N	4.5	High
First	R58	C125	Living Room	W66	275°N	4.5	High
First	R59	C124	Bedroom	W67	275°N	4.5	High
First	R60	C124	Living Room	W68	275°N	4.5	High
First	R61	C124	Bedroom	W69	275°N	4.5	High
First	R64	C123	Bedroom	W75	95°	5	High
First	R65	C123	Living Room	W76	95°	5	High
First	R66	C122	Bedroom	W77	95°	5	High
First	R67	C122	Living Room	W78	95°	1.8	Minimum
First	R68	C122	Bedroom	W79	95°	2.5	Minimum
First	R69	C121	Bedroom	W80	95°	3.9	Medium
First	R70	C121	Living Room	W81	95°	5	High
First	R71	C120	Bedroom	W82	95°	5	High
First	R72	C120	Living Room	W83	95°	1.7	Minimum
First	R73	C120	Bedroom	W84	95°	2.6	Minimum
First	R74	C119	Living Room	W87	5°N	0	Below
First	R75	C119	Bedroom	W88	5°N	0	Below
First	R76	C118	Bedroom	W89	5°N	0	Below
First	R77	C118	Living Room	W90	5°N	0	Below
First	R78	C118	Bedroom	W91	5°N	0	Below

Table 4 - Self-test Sunlight Exposure

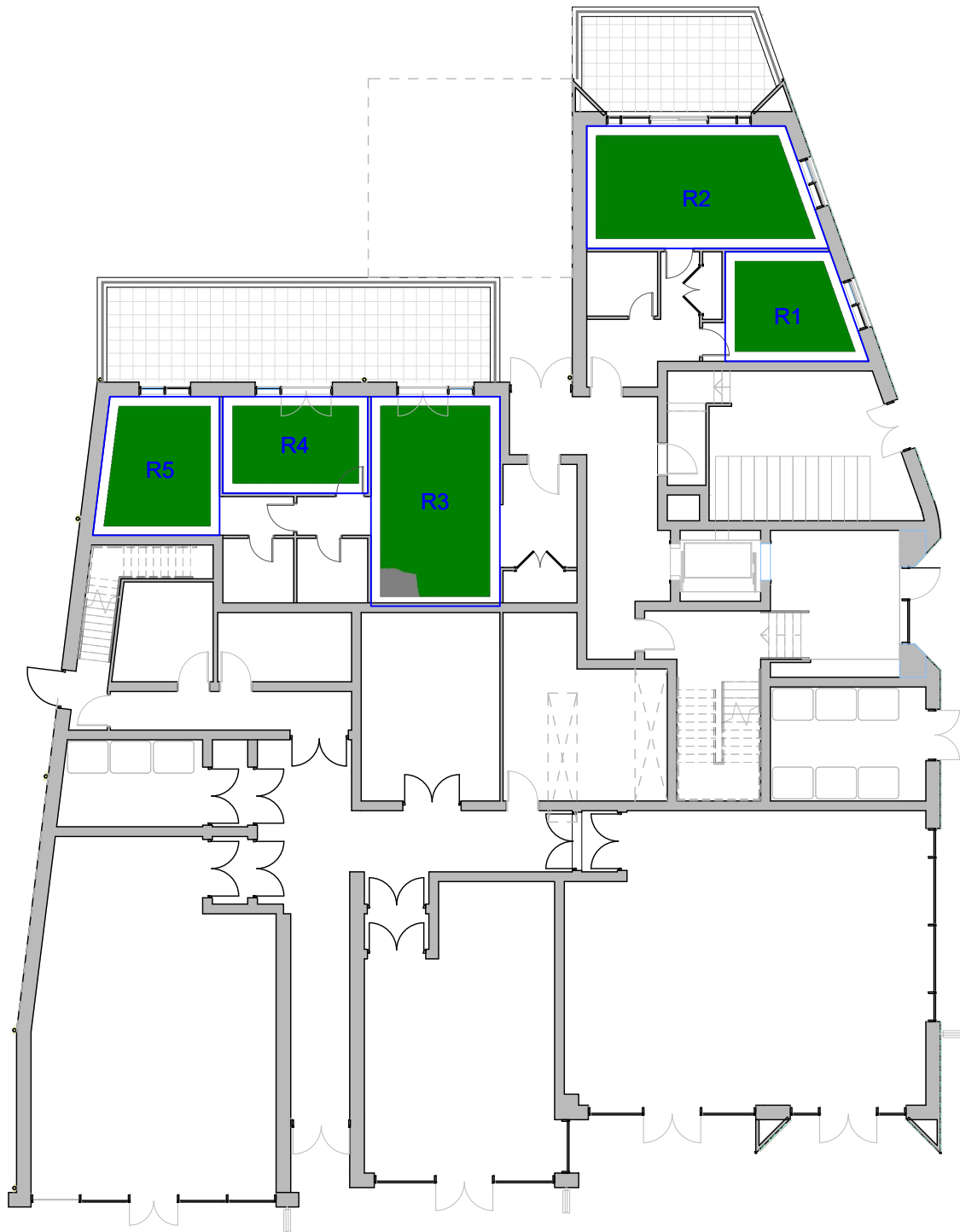
Floor Ref	Room Ref	Room Attribute	Room Use	Window Ref	Window Orientation	Proposed Sunlight Exposure (Hours)	Rating
First	R83	C115	Living Room	W130	45°N	0	
						0	Below
First	R85	C114	Living Room	W98	45°N	0	
						0	Below
First	R86	C114	Bedroom	W99	45°N	0	
						0	Below
First	R87	C113	Bedroom	W100	45°N	0.6	
						0.6	Below
First	R88	C113	Bedroom	W101	45°N	1.8	
						1.8	Minimum
First	R89	C113	Living Room	W102	45°N	2	
				W103	315°N	2	
				W104	315°N	2	
						4	Medium
First	R90	C112	Bedroom	W105	315°N	1.4	
						1.4	Below
First	R91	C112	Living Room	W106	328°N	1.4	
						1.4	Below
First	R92	C111	Bedroom	W107	328°N	1.4	
						1.4	Below
First	R93	C111	Living Room	W108	328°N	1.3	
						1.3	Below
First	R98	C108	Living Room	W113	328°N	0.4	
						0.4	Below
First	R99	C108	Bedroom	W114	328°N	0.6	
						0.6	Below
First	R100	C107	Living Room	W115	328°N	1.4	
						1.4	Below
First	R101	C107	Bedroom	W116	328°N	0.9	
						0.9	Below
First	R102	C106	Bedroom	W117	328°N	0.6	
						0.6	Below
First	R103	C106	Living Room	W118	328°N	1.4	
						1.4	Below
First	R104	C105	Bedroom	W119	328°N	1.4	
						1.4	Below
First	R105	C105	Living Room	W120	328°N	0.9	
						0.9	Below
First	R110	C102	Living Room	W125	328°N	0.4	
						0.4	Below
First	R111	C102	Bedroom	W126	328°N	0.1	
						0.1	Below
First	R112	C101	Living Room	W127	328°N	0	
						0	Below
First	R113	C101	Bedroom	W128	342°N	0	
						0	Below
BLOCK D							
Ground	R1	D001	Living Room	W1	234°	6.5	
						6.5	High
Ground	R2	D002	Living Room	W2	234°	6.5	
						6.5	High
Ground	R3	D003	Living Room	W3	234°	6.5	
						6.5	High
Ground	R4	D004	Living Room	W4	234°	6.5	
						6.5	High
Ground	R5		K/D	W5	234°	5.8	
				W6	213°	6.2	
				W7	168°	6.2	
						6.8	High
Ground	R6	D005	Living Room	W8	148°	4.6	
						4.6	High
Ground	R7	D006	Living Room	W9	148°	4.3	
						4.3	High
Ground	R8	D007	Living Room	W10	148°	3.7	
						3.7	Medium
Ground	R9	D008	Living Room	W11	148°	3.1	
						3.1	Medium
Ground	R10	D009	Living Room	W12	148°	3.3	
						3.3	Medium
Ground	R11	D010	Living Room	W13	148°	3.8	
						3.8	Medium
Ground	R12	D011	Living Room	W14	148°	3.8	
						3.8	Medium
Ground	R13	D012	Living Room	W15	148°	3.8	
						3.8	Medium
Ground	R14	D013	Living Room	W16	148°	3.8	
						3.8	Medium
Ground	R15	D014	Living Room	W17	148°	3.8	
						3.8	Medium
Ground	R16	D015	Living Room	W18	148°	4.1	
						4.1	High
Ground	R17	D016	Living Room	W19	148°	4.3	
						4.3	High
Ground	R18	D017	Living Room	W20	148°	5	
						5	High
Ground	R19	D018	Living Room	W21	148°	4.6	
						4.6	High
Ground	R20	D019	Living Room	W22	148°	4.6	
						4.6	High
Ground	R21	D020	Living Room	W23	148°	4.6	
						4.6	High

Table 4 - Self-test Sunlight Exposure

Floor Ref	Room Ref	Room Attribute	Room Use	Window Ref	Window Orientation	Proposed Sunlight Exposure (Hours)	Rating
Ground	R22	D021	Living Room	W24	148°	4.6	High
						4.6	
Ground	R23	D022	Living Room	W25	148°	4.6	High
						4.6	
Ground	R24	D023	Living Room	W26	148°	4.6	High
						4.6	
Ground	R25	D024	Living Room	W27	148°	4.4	High
						4.4	
Ground	R26	D025	Living Room	W28	148°	4.1	High
						4.1	
Ground	R27	D026	Living Room	W29	148°	4.1	High
						4.1	
Ground	R28		K/D	W30	148°	4.2	High
						4.2	
Ground	R29		Communal Lounge	W1	328°N	0.1	High
				W2	148°	4.2	
First	R1	D101	Living Room	W38	324°N	1.7	High
				W1	234°	6.5	
First	R2	D102	Living Room	W2	234°	6.5	High
						6.5	
First	R3	D103	Living Room	W3	234°	6.5	High
						6.5	
First	R4	D104	Living Room	W4	234°	6.5	High
						6.5	
First	R5		Communal Lounge	W5	234°	6.5	High
				W6	213°	7.5	
First	R6	D105	Living Room	W8	148°	7.2	High
						7.5	
First	R7	D106	Living Room	W9	148°	5	High
						5	
First	R8	D107	Living Room	W10	148°	4.4	High
						4.4	
First	R9	D108	Living Room	W11	148°	4.8	High
						4.8	
First	R10	D109	Living Room	W12	148°	5	High
						5	
First	R11	D110	Living Room	W13	148°	5	High
						5	
First	R12	D111	Living Room	W14	148°	5	High
						5	
First	R13	D112	Living Room	W15	148°	5	High
						5	
First	R14	D113	Living Room	W16	148°	5.6	High
						5.6	
First	R15	D114	Living Room	W17	148°	5.7	High
						5.7	
First	R16	D115	Living Room	W18	148°	5.7	High
						5.7	
First	R17	D116	Living Room	W19	148°	5.7	High
				W20	59°N	1.9	
First	R18		K/D	W21	58°N	6.7	High
				W22	59°N	2.5	
First	R19	D117	Living Room	W23	58°N	2.8	Minimum
				W24	328°N	2.5	
First	R20	D118	Living Room	W25	328°N	1.1	Medium
				W26	238°	3.5	
First	R21	D119	Living Room	W27	238°	2.2	Minimum
						2.8	
First	R22	D120	Living Room	W28	329°N	0.7	Below
						0	
First	R23	D121	Living Room	W29	329°N	0	Below
						0	
First	R24	D122	Living Room	W30	329°N	0	Below
						0	
First	R25	D123	Living Room	W31	329°N	0	Below
						0	
First	R26	D124	Living Room	W32	329°N	0	Below
						0	
First	R27	D125	Living Room	W33	328°N	0	Below
						0	
First	R28	D126	Living Room	W34	53°N	0	Below
						0	
First	R29	D127	Living Room	W35	53°N	0	Below
						0	
First	R30	D128	Living Room	W36	53°N	0	Minimum
				W37	324°N	1.7	
First	R31	D155	Living Room	W38	328°N	1.1	High
				W39	239°	6.4	
First	R32		K/D	W40	238°	6.4	High
				W41	238°	5.6	
First	R33	D129	Living Room	W42	239°	4.2	High
				W43	148°	6	
						6	High

Table 4 - Self-test Sunlight Exposure

Floor Ref	Room Ref	Room Attribute	Room Use	Window Ref	Window Orientation	Proposed Sunlight Exposure (Hours)	Rating
First	R34	D130	Living Room	W44	148°	6	High
First	R35	D131	Living Room	W45	148°	6	High
First	R36	D132	Living Room	W46	148°	6	High
First	R37	D133	Living Room	W47	148°	5.9	High
First	R38	D134	Living Room	W48	148°	5.4	High
First	R39	D135	Living Room	W49	148°	5.3	High
First	R40	D136	Living Room	W50	148°	5.3	High
First	R41	D137	Living Room	W51	148°	5.3	High
First	R42	D138	Living Room	W52	148°	5.3	High
First	R43	D139	Living Room	W53	148°	5.4	High
First	R44	D140	Living Room	W54	148°	6.1	High
First	R45		Communal Lounge	W55	126°	5.4	
				W56	84°N	4	
				W57	58°N	2.6	
						6.7	High
First	R46	D141	Living Room	W58	58°N	2.8	Minimum
First	R47	D142	Living Room	W59	58°N	2.8	Minimum
First	R48	D143	Living Room	W60	58°N	2.7	Minimum
First	R49	D144	Living Room	W61	58°N	2.7	
				W62	329°N	0.5	
						3.2	Medium
First	R50	D145	Living Room	W63	329°N	0	
				W64	238°	3.5	
						3.5	Medium
First	R51	D146	Living Room	W65	238°	2	
				W66	238°	1.5	
						2	Minimum
First	R52	D147	Living Room	W67	328°N	1.1	Below
First	R53	D148	Living Room	W68	328°N	0.7	Below
First	R54	D149	Living Room	W69	328°N	0	Below
First	R55	D150	Living Room	W70	328°N	0	Below
First	R56	D151	Living Room	W71	328°N	0	Below
First	R57	D152	Living Room	W72	328°N	0	Below
First	R58	D153	Living Room	W73	59°N	0	Below
First	R59	D154	Living Room	W74	59°N	0	
				W75	329°N	1.3	
						1.3	Below




GROUND FLOOR



FIRST FLOOR

REV.	NOTES	DWN	DATE

- Notes:
- ANALYSED ROOM AREA
 - AREA MEETING TARGET
 - AREA BELOW TARGET



schroedersbegg
 CHARTERED BUILDING SURVEYORS
Chartered Building Surveyors
 Vox Studios - Unit 410, Durham Street, London SE11 5JH
 T 020 7582 880 E info@sbegg.co.uk W www.sbegg.co.uk

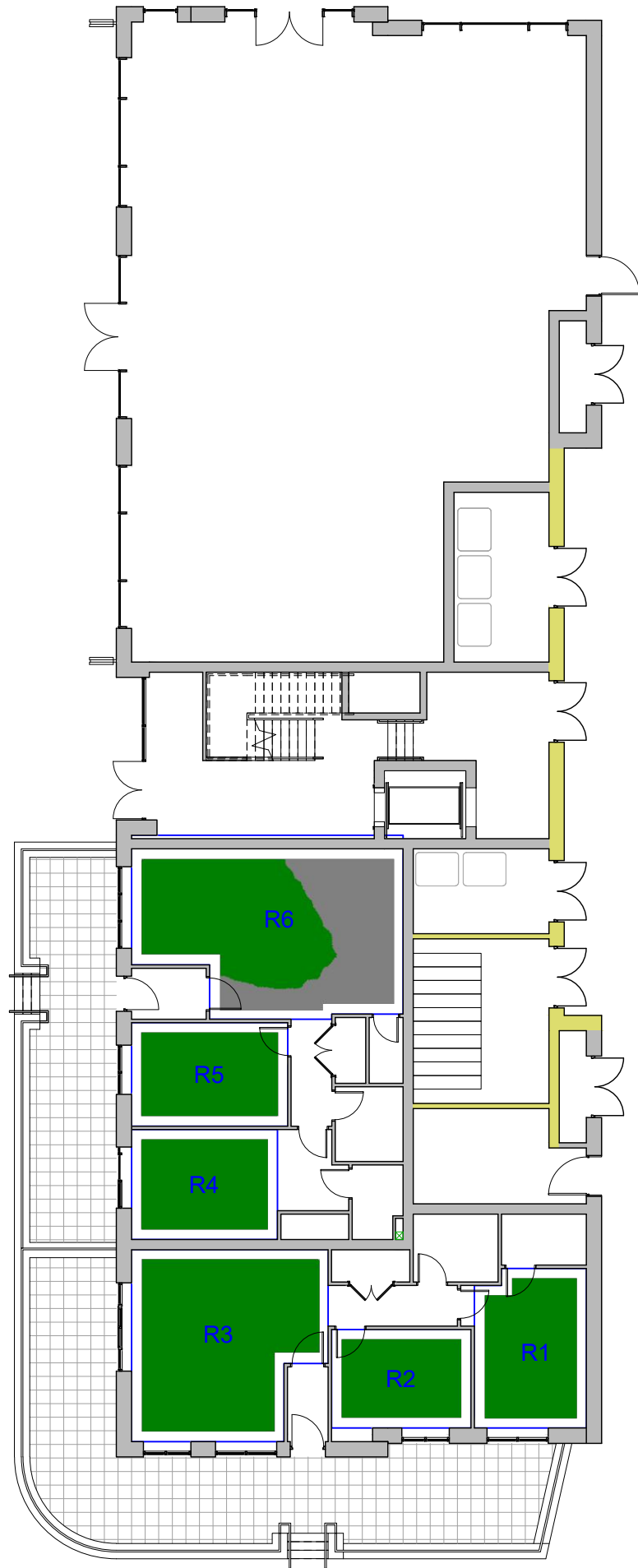
DRAWN	-
CHECKED	-

SCALE
NTS (A3 Sheet)

Haven Banks, Haven Road, Exeter

Self-test Daylight SDA
Block A

Job No	Rev	Drawing Number
2053J	-	301
Date : 15.02.2023		



GROUND FLOOR




FIRST FLOOR

REV.	NOTES	DWN	DATE

Notes:

- ANALYSED ROOM AREA
- AREA MEETING TARGET
- AREA BELOW TARGET



DRAWN	-
CHECKED	-

SCALE	
NTS (A3 Sheet)	

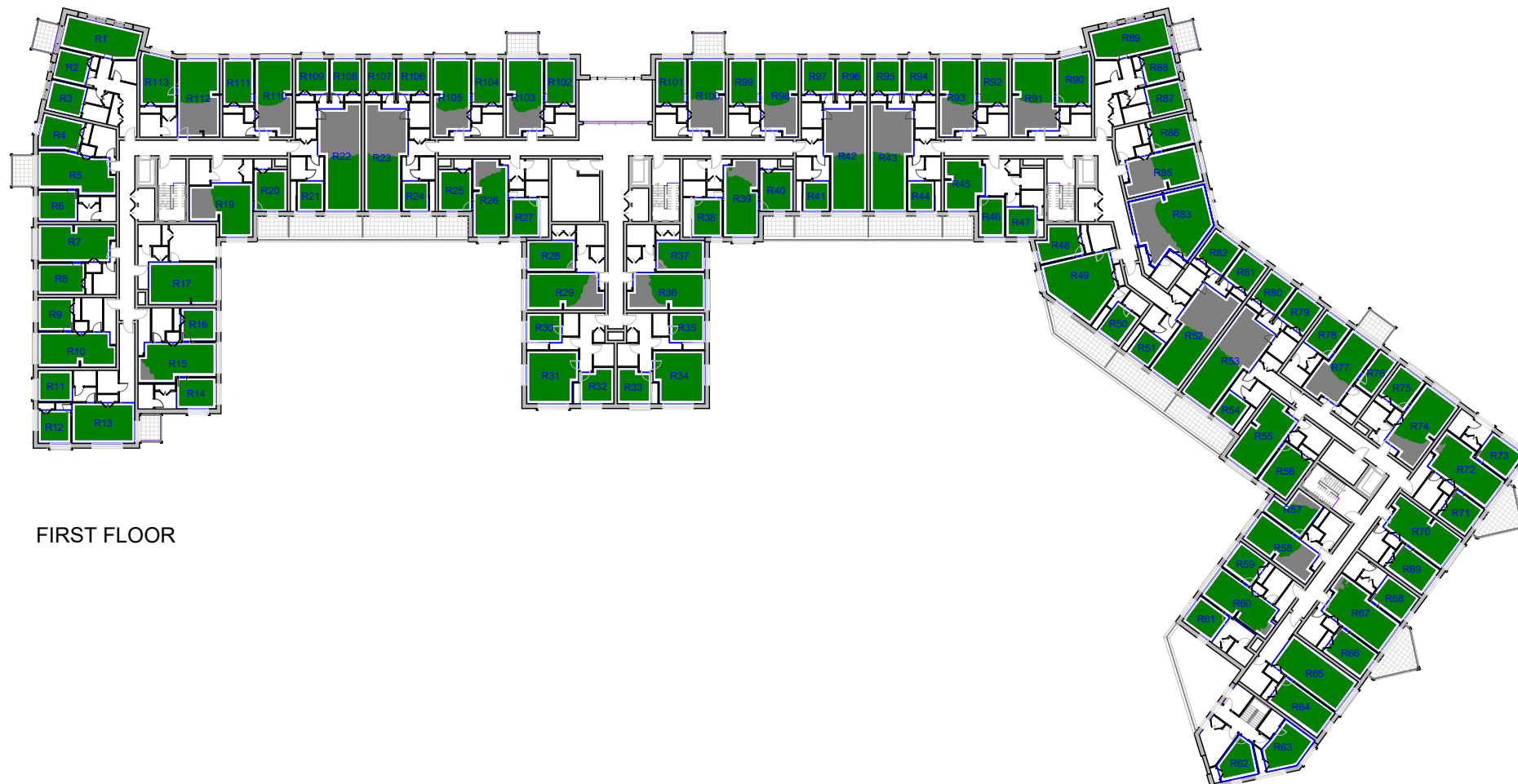
Haven Banks, Haven Road, Exeter

Self-test Daylight SDA
Block B

Job No	Rev	Drawing Number
2053J	-	302
Date : 15.02.2023		



GROUND FLOOR



FIRST FLOOR

REV.	NOTES	DWN	DATE

- Notes:
- ANALYSED ROOM AREA
 - AREA MEETING TARGET
 - AREA BELOW TARGET

DRAWN	-	
CHECKED	-	

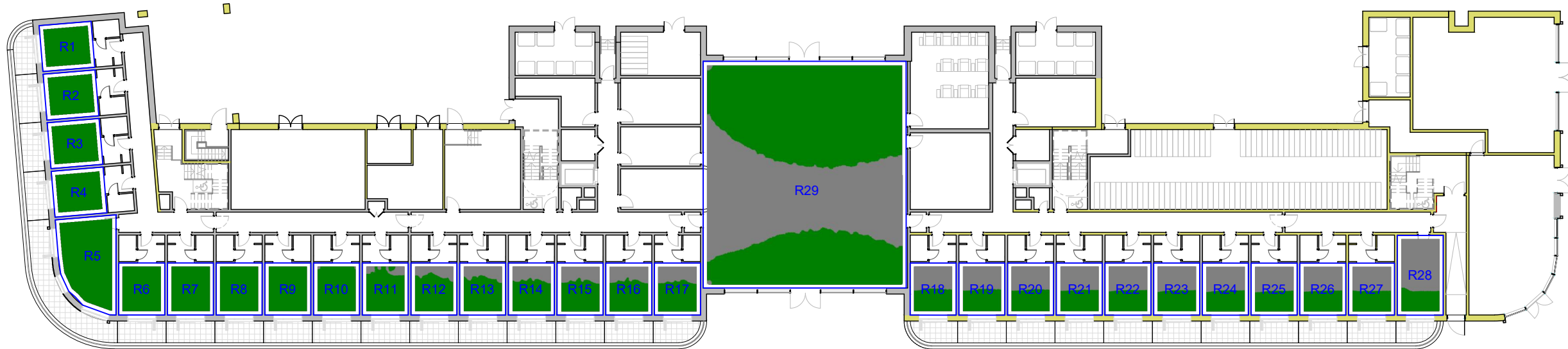
SCALE
NTS (A3 Sheet)

Haven Banks, Haven Road, Exeter

Self-test Daylight SDA
Block C

Job No	Rev	Drawing Number
2053J	-	303

Date : 15.02.2023



GROUND FLOOR



FIRST FLOOR

REV.	NOTES	DWN	DATE

- Notes:
- ANALYSED ROOM AREA
 - AREA MEETING TARGET
 - AREA BELOW TARGET



DRAWN	-
CHECKED	-

SCALE	NTS (A3 Sheet)
-------	----------------

Haven Banks, Haven Road, Exeter

Self-test Daylight SDA
Block D

Job No	Rev	Drawing Number
2053J	-	304
Date : 15.02.2023		



REV.	NOTES	DWN	DATE

- Notes:
- AMENITY AREA
 - >2H SUNLIGHT (EQUINOX)
 - <2H SUNLIGHT (EQUINOX)

schroedersbegg
 CHARTERED BUILDING SURVEYORS

Chartered Building Surveyors
 Vox Studios - Unit 410, Durham Street, London SE11 5JH
 T 020 7582 880 E info@sbegg.co.uk W www.sbegg.co.uk

DRAWN	-
CHECKED	-

SCALE
 NTS (A3 Sheet)

Haven Road, Exeter Ex2

Proposed 2hr Amenity

Job No	Rev	Drawing Number
2053/J	-	500
Date : 15.02.2023		